

# MINISTER'S INTRODUCTION

---

I am pleased to present the 20th annual report on the operation of the *Freedom of Information Act* 1982 ('FOI Act').

Preparation of the report has again been facilitated by the use of quarterly electronic submission of statistical data by agencies subject to the FOI Act. Agencies are to be commended for their prompt and efficient lodgement of data.

The data shows that the number of FOI requests rose by 4.88% in 2001-2002 to 37,169 requests. Of these, nearly 90% were requests for documents containing personal information. These figures indicate both the widespread use of the FOI Act and the significant role which the Act plays in promoting transparency and accountability in government decision making, especially as it impacts on individuals.

Thirty-six agencies decreased their average cost per request in 2001-2002. Some agencies noted that such decreases were achieved by improved administrative procedures and by providing more information to the public on the Internet. The decreases are not reflected in the statistics on the overall cost of the FOI Act during the year but this is largely attributable to a one off change in costing procedures by one major agency.

**DARYL WILLIAMS**

**October 2002.**

# CHAPTER 1

---

## ACTIVITY UNDER THE FOI ACT

### INTRODUCTION

1.1 This chapter examines the use made of the *Freedom of Information Act 1982* (Cth) (FOI Act) during the reporting year 1 July 2001 to 30 June 2002 and the responses by agencies to requests made under that Act.

1.2 Section 93(3) of the FOI Act requires that this report include particulars of:

- the number of requests made;
- the number of decisions granting, partially granting or refusing access;
- the number and outcome of applications for internal review under section 54;
- the number and outcome of requests to amend personal records under section 48;
- the number and outcome of applications to the Administrative Appeals Tribunal;
- and
- fees and charges collected.

Commentary on the more significant statistics is contained in this chapter and Chapters 2 and 3. Detailed statistical information for each agency receiving requests in the reporting period appears in Appendices A–L.

### REQUESTS RECEIVED

#### *Types of requests reported*

1.3 Agencies are only required to supply information on ‘formal’ requests; that is, those which meet the requirements of section 15 of the FOI Act. Accordingly, the figures for requests do not include applications which did not satisfy these requirements. Also, section 15A of the FOI Act provides that, where an agency has established procedures for giving employees or former employees access to their personnel records, the employee or former employee must first use those procedures. The employee or former employee, if not satisfied with the result of using those procedures or if not notified within 30 days of the outcome of using the non-FOI Act procedures, may then use the procedures under the FOI Act. Where requests do not satisfy the requirements of section 15, agencies must assist the applicant in making a request which does satisfy the requirements (section 15(3)). Many agencies have a policy of satisfying routine requests for information outside the scope of the FOI Act. This is consistent with section 14 of the FOI Act which makes it clear that the FOI Act is not intended as the sole means of access to documents held by government agencies. Indeed, the FOI Act sets a minimum standard and not a maximum standard for access to information. Giving access to information outside the Act, therefore, is consistent with the intention of the Act to promote open government.

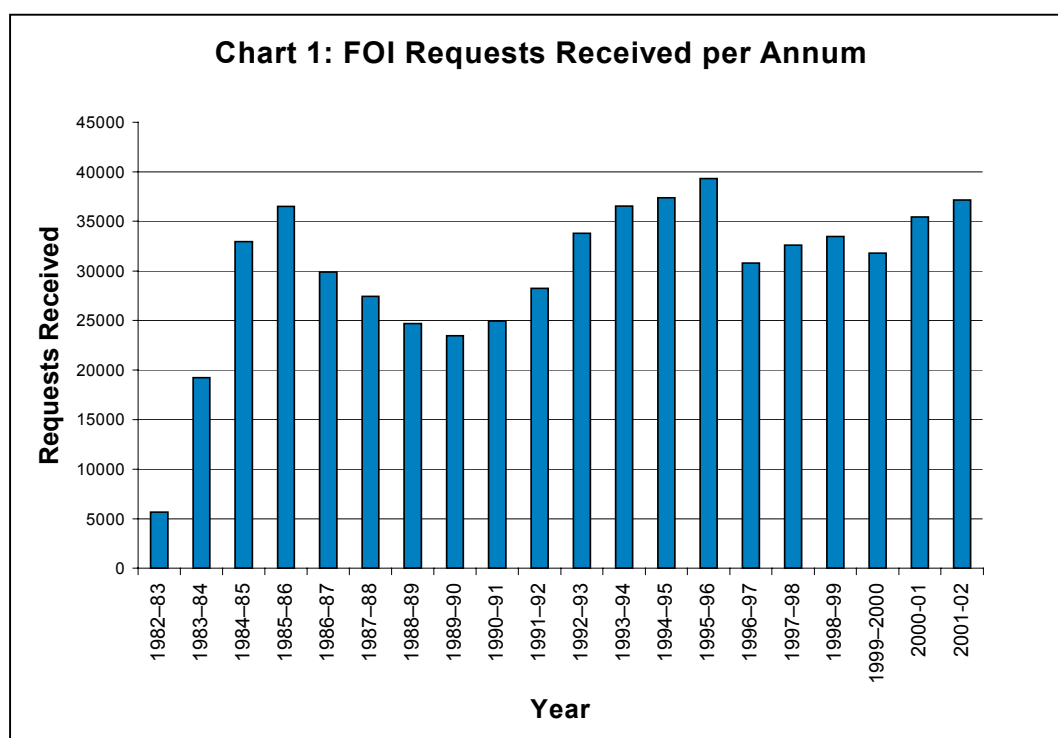
*Number of requests received*

1.4 During the year a total of 37,169 requests were received, an increase of 1730 (4.88%) compared with 2000–01. The number of agencies receiving requests increased from 89 in 2000–01 to 104 in 2001–02. Appendix A provides details of requests received by agencies for the reporting year. Table 1 provides a comparison of requests received in the last three years.

**TABLE 1 – FOI Access Requests**

	1999–2000	2000–01	2001–02
Requests	31,784	35,439	37,169

1.5 Between the date of commencement of the FOI Act on 1 December 1982 and 30 June 2002, Commonwealth agencies received a total of 601,277 access requests.<sup>1</sup> Chart 1 shows the total number of access requests made for each year since the commencement of the Act. It should be noted that in 1982–83 the Act operated for seven months only.



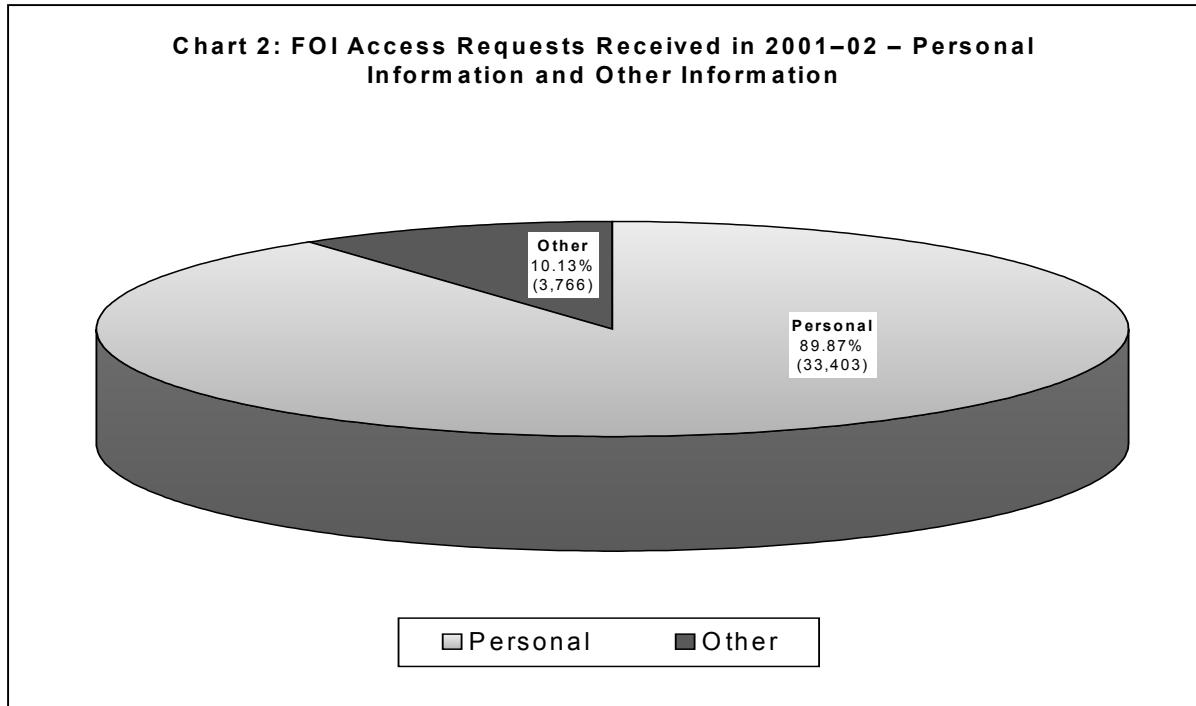
*Breakdown of statistics: 'personal' information and 'other' information*

1.6 Requests for documents have, since 2000-01, been broken down into requests for documents containing 'personal' information and requests for documents containing 'other' information. Requests for 'personal' information means requests for documents which contain information about a person. Requests for 'other' information means requests for all other documents such as documents concerning policy development and government

<sup>1</sup> Note that this figure is inconsistent with the running total provided in the Annual Reports after 1997. This is due to a miscalculation made in the 1997-1998 report which has now been corrected.

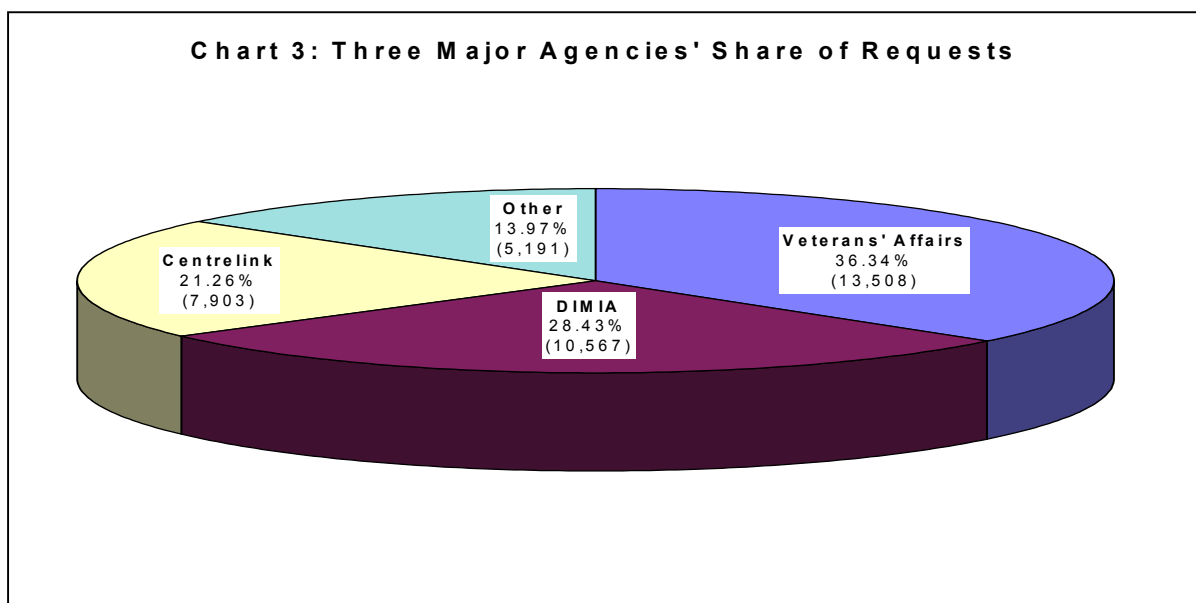
decision-making. Appendix A shows the number of requests for documents containing personal information and documents containing other information for each agency.

1.7 Chart 2 shows the total number of ‘personal’ and ‘other’ requests received by agencies in 2001–02. It can be seen that the vast majority of requests (almost 90%) are for documents containing personal information. This is in line with the 2000-01 figures which showed that 89.67% of requests were for personal information.



*Details of requests received*

1.8 The Department of Veterans’ Affairs, the Department of Immigration and Multicultural and Indigenous Affairs (DIMIA) and Centrelink continue to receive the majority of requests. Commonly, requests made to these agencies are from clients seeking access to documents containing their own personal information. Chart 3 shows these agencies’ share of the total number of requests received by all agencies this year.



1.9 As in recent years, the Department of Veterans' Affairs received the largest number of requests although its total number of requests decreased by 55. DIMIA recorded a decrease of 193 requests from the previous year. Centrelink recorded an increase of 1515 requests.

1.10 Agencies' share of requests fall sharply after the top three. The top 20 agencies in 2001-02, determined by number of requests received, is shown in Table 2 together with a comparison of requests received in the previous year.

1.11 Of the 104 agencies receiving requests this year:

- 56 agencies (53.8%) received 10 or less requests;
- 24 agencies (23%) received between 11 and 40 requests;
- 12 agencies (11.5%) received between 41 and 100 requests;
- 9 agencies (8.7%) received between 101 and 1000 requests; and
- 3 agencies (2.9%) received more than 1000 requests.

### FOI ACCESS REQUESTS DETERMINED 2001-02

1.12 Based on the figures provided by agencies and reproduced in the Appendices, the number of requests in the year under report was as follows.

• on hand at the beginning of year	2,795 <sup>2</sup>
• received	37,169 <sup>3</sup>
• requiring determination	39,964 <sup>4</sup>
• determined	35,108 <sup>5</sup>
• withdrawn	1,517 <sup>6</sup>
• transferred in whole	254 <sup>7</sup>
• finalised in total	36,879 <sup>8</sup>
• on hand at the end of the year	3,085 <sup>9</sup>

1.13 Table 3 shows FOI access decision-making in 2001-02 compared with the previous year broken into requests for personal information (P), other requests (O) and total (T).

**TABLE 3 – FOI Access Requests Determined**

DECISION	2000-01			%	2001-02			%
	P	O	T		P	O	T	
Granted in Full	24,105	1,704	25,809	77.91	25,056	1,864	26,920	76.68
Granted in Part	4,721	965	5,686	17.16	5,371	943	6,314	17.98
Refused	1,292	342	1,634	4.93	1,533	341	1,874	5.34
<b>TOTAL</b>	<b>30,118</b>	<b>3,011</b>	<b>33,129</b>	<b>100.00</b>	<b>31,960</b>	<b>3,148</b>	<b>35,108</b>	<b>100.00</b>

<sup>2</sup> See 'On Hand 1st July' in Appendix A. The 2795 figure reported is 5 more than requests reported as on hand at the end of the 2000-2001 financial year. This reflects revised figures provided by agencies. The problem with the transition between reporting periods occurs each year.

<sup>3</sup> See 'Total Requests Received' in Appendix A.

<sup>4</sup> The number of requests requiring determination is the sum of requests on hand at the beginning of the year and requests received.

<sup>5</sup> See 'Total Determined' in Appendix B. The number of requests determined is the sum of requests granted in full, requests granted in part and requests refused.

<sup>6</sup> See 'Withdrawn' in Appendix B.

<sup>7</sup> See 'Transferred in Whole' in Appendix B.

<sup>8</sup> See 'Requests Finalised' in Appendix A. The number of requests finalised in total is the sum of requests determined, withdrawn and transferred in whole.

<sup>9</sup> See 'On Hand 30th June' in Appendix A. The number of requests on hand at end of year is the result of the number of requests finalised in total subtracted from the number of requests requiring determination.

**TABLE 2 - Top 20 Agencies: Access Requests Received**

AGENCY	2000-01			%	2001-02			%	Variation
	P	O	T		P	O	T		
Department of Veterans' Affairs	13,554	9	<b>13,563</b>	38.27	13,503	5	<b>13,508</b>	36.34	-55
Dept of Immigration and Multicultural and Indigenous Affairs	9,450	1,310	<b>10,760</b>	30.36	9,287	1280	<b>10,567</b>	28.43	-193
Centrelink	6,367	21	<b>6,388</b>	18.03	7,898	5	<b>7,903</b>	21.26	1515
Refugee Review Tribunal	1,044	1	<b>1,045</b>	2.95	955	-	<b>955</b>	2.57	-90
Trade Marks Office	-	702	<b>702</b>	1.98	-	761	<b>761</b>	2.05	59
Telstra Corporation Limited	128	119	<b>247</b>	0.70	542	191	<b>733</b>	1.97	486
Australian Taxation Office	5	478	<b>483</b>	1.36	6	469	<b>475</b>	1.28	-8
Department of Family and Community Services	311	28	<b>339</b>	0.96	242	16	<b>258</b>	0.69	-81
Department of Defence	152	35	<b>187</b>	0.53	140	49	<b>189</b>	0.51	2
Australian Federal Police	89	47	<b>136</b>	0.38	60	68	<b>128</b>	0.34	-8
Migration Review Tribunal	-	-	-	-	105	-	<b>105</b>	0.28	-
Department of Health and Ageing	4	99	<b>103</b>	0.29	4	100	<b>104</b>	0.28	1
Defence Force Retirement and Death Benefits Authority	65	-	<b>65</b>	0.18	97	-	<b>97</b>	0.26	32
Patent Office	-	113	<b>113</b>	0.32	-	89	<b>89</b>	0.24	-24
Civil Aviation Safety Authority	11	80	<b>91</b>	0.27	10	77	<b>87</b>	0.23	-4
Department of Transport and Regional Services	-	64	<b>64</b>	0.18	-	83	<b>83</b>	0.22	19
Military Superannuation and Benefits Board of Trustees No. 1*	-	-	-	-	78	-	<b>78</b>	0.21	-
Australian Customs Service*	23	29	<b>52</b>	0.15	19	52	<b>71</b>	0.19	19
Department of Employment and Workplace Relations	50	22	<b>72</b>	0.20	55	13	<b>68</b>	0.18	-4
Attorney-General's Department*	-	-	-	-	32	32	<b>64</b>	0.17	-
<b>Top 20</b>	<b>31,398<sup>§</sup></b>	<b>3,221<sup>§</sup></b>	<b>34,619<sup>§</sup></b>	<b>97.70<sup>§</sup></b>	<b>33,033</b>	<b>3290</b>	<b>36,323</b>	<b>97.72</b>	NA
Remaining Agencies	379 <sup>§</sup>	441 <sup>§</sup>	820 <sup>§</sup>	2.30 <sup>§</sup>	370	476	846	2.28	
<b>TOTAL</b>	<b>31,777<sup>§</sup></b>	<b>3,662<sup>§</sup></b>	<b>35,439<sup>§</sup></b>	<b>100.00<sup>§</sup></b>	<b>33,403</b>	<b>3766</b>	<b>37,169</b>	<b>100.00</b>	NA

\*Denotes an agency not listed among the Top 20 agencies for 2000-01.

§ These figures are not the total of the figures given in Table 2. The figures refer to the total for last year's Top 20 agencies which were different from this year's Top 20 agencies.

1.14 The number of requests granted in full has increased by 1111 while the number of requests granted in part has increased by 628. The number of requests determined has increased by 1979 (5.97%) which can be attributed to the increase in requests received for 2001–02. The number of requests granted in full or in part, or refused, for each agency is set out in Appendix B. The statistics in Appendix B contain a breakdown by category of personal information and other information.

1.15 Table 4 shows the top 20 agencies in 2001-02, ranked according to the number of requests determined. The high grant rate of many of those agencies is to be expected because the majority of requests are from clients seeking access to documents containing their own personal information.

**TABLE 4 – Top 20 Agencies: Requests Determined**

AGENCY	Granted in Full	%	Granted in Part	%	Refused	%
Department of Veterans' Affairs	13,274	99.7	18	0.14	22	0.17
Dept of Immigration and Multicultural and Indigenous Affairs	6,505	65.61	2,875	29	535	5.4
Centrelink	4,560	61.42	2,047	27.57	817	11
Refugee Review Tribunal	583	65.43	303	34.01	5	0.56
Trade Marks Office	537	71.79	211	28.21	0	0
Telstra Corporation Limited	397	60.98	117	17.97	137	21.04
Department of Defence	97	58.08	48	28.74	22	13.17
Australian Taxation Office	95	32.31	138	46.94	61	20.75
Defence Force Retirement and Death Benefits (DFRDB) Authority	91	93.81	0	0	6	6.19
Patent Office	88	98.88	1	1.12	0	0
Military Superannuation and Benefits Board of Trustees No. 1	77	98.72	1	1.28	0	0
Migration Review Tribunal	65	86.67	10	13.33	0	0
Dept of Family and Community Services	63	27.88	150	66.37	13	5.75
CSS Board	53	96.36	0	0	2	3.64
Civil Aviation Safety Authority	45	56.25	13	16.25	22	27.5
PSS Board	44	100	0	0	0	0
Department of Employment and Workplace Relations	27	54	13	26	10	20
Australian Customs Service	25	37.88	25	37.88	16	24.24
Department of Health and Ageing	23	28.75	40	50	17	21.25
Australian Transaction Reports and Analysis Centre (AUSTRAC)	23	62.16	4	10.81	10	27.03
<b>Top 20</b>	<b>26,672</b>	<b>75.97</b>	<b>6,014</b>	<b>17.13</b>	<b>1,695</b>	<b>4.83</b>
Remaining Agencies	248	0.71	300	0.85	179	0.51
<b>TOTAL</b>	<b>26,920</b>	<b>76.68</b>	<b>6,314</b>	<b>17.98</b>	<b>1,874</b>	<b>5.34</b>

1.16 Table 5 shows those agencies which determined more than 10 requests and granted full access to more than 90% of requests received.

**TABLE 5 – Agencies with Greater than 90% ‘Granted in Full’ Rate**

AGENCY	Requests Determined	Granted In Full	%
PSS Board	44	44	100
Department of Veterans’ Affairs	13,314	13,274	99.7
Patent Office	89	88	98.88
Military Superannuation and Benefits Board of Trustees No. 1	78	77	98.72
CSS Board	55	53	96.36
Defence Force Retirement and Death Benefits (DFRDB) Authority	97	91	93.81

1.17 Table 6 shows those agencies which determined more than 10 requests and granted access in full to less than 50% of those requests.

**TABLE 6 – Agencies with Less than 50% ‘Granted in Full’ Rate**

AGENCY	Requests Determined	Granted In Full	%
Australian Taxation Office	294	95	32.31
Department of Family and Community Services	226	63	27.88
Department of Health and Ageing	80	23	28.75
Australian Federal Police	76	6	7.89
Australian Customs Service	66	25	37.88
Department of Transport and Regional Services	53	17	32.08
Department of Foreign Affairs and Trade	46	14	30.43
Attorney-General's Department	41	18	43.9
Australian Securities and Investments Commission	39	9	23.08
Australian Postal Corporation	24	10	41.67
Australian Competition and Consumer Commission	20	1	5
Department of Education, Science and Training	19	9	47.37
Aboriginal and Torres Strait Islander Commission	19	5	26.32
Commonwealth Scientific and Industrial Research Organisation (CSIRO)	19	5	26.32
Airservices Australia	17	4	23.53
Department of the Prime Minister and Cabinet	17	4	23.53
Department of the Treasury	15	7	46.67
Department of Agriculture, Fisheries and Forestry Australia	14	2	14.29
Health Insurance Commission	14	0	0
Australian Prudential Regulation Authority	12	4	33.33
Australian Maritime Safety Authority	12	3	25
National Gallery of Australia	12	2	16.67
Australian Broadcasting Corporation	11	2	18.18



**TIME TAKEN TO RESPOND TO FOI ACCESS REQUESTS**

1.18 An agency which, or a Minister who, receives a request which satisfies the requirements of section 15 must comply with it by notifying the applicant of the decision on the request within 30 days of the day after the request is received. Where an agency or Minister is considering releasing a document which concerns a State Government, commercial organisation or private individual (third parties), the agency or Minister is required to consult with the relevant third party in accordance with sections 26A, 27 or 27A before making a final decision in respect of the release of that document. In such cases the 30 day processing time limit for the request may be extended by a further 30 days, providing a permissible response time of up to 60 days. If the time limit for the request is extended, the applicant must be informed.

1.19 In addition to consultation requirements, other factors which have been identified as resulting in response times exceeding 30 days are (a) untimely transfers having occurred between agencies and (b) agreement between an agency and an FOI applicant to a longer time limit.

1.20 The time taken by agencies to notify access decisions (to grant access in whole or in part or to refuse access) is set out in Table 7. Appendix C provides full details of response times for agencies, including a breakdown of response times for personal and other requests.

**TABLE 7 – Response Times: FOI Access Requests**

RESPONSE TIME	2000–01			%	2001–02			%
	P	O	T		P	O	T	
0–30 Days	23,863	2,093	25,956	78.35	24,812	2,180	26,992	76.88
31–60 Days	4,134	538	4,672	14.10	4,614	605	5,219	14.87
61–90 Days	989	160	1,149	3.47	1,335	205	1,540	4.39
Over 90 Days	1,132	220	1,352	4.08	1,199	158	1,357	3.86
<b>TOTAL</b>	<b>30,118</b>	<b>3,011</b>	<b>33,129</b>	<b>100.00</b>	<b>31,960</b>	<b>3,148</b>	<b>35,108</b>	<b>100.00</b>

1.21 Table 7 shows that the percentages for most response time categories this year are similar to the percentages to those recorded last year. However, there has been a small decrease in the percentage of requests responded to within the ‘0–30 Days’ category. The total of 35,108 for 2001–02 corresponds with the total requests determined in Table 3.

1.22 Table 8 shows those agencies which notified 20 or more decisions on access for the period of 31–60 days, together with the proportion which those decisions represent of the total number of decisions notified by those agencies during the year.

**TABLE 8 – Response Time: 31–60 Days**

<b>AGENCY</b>	<b>Total Requests Determined</b>	<b>31–60 days</b>	<b>%</b>
Department of Immigration & Multicultural & Indigenous Affairs	9,915	2,090	21.08
Department of Veterans' Affairs	13,314	1,416	10.64
Centrelink	7,424	1,109	14.94
Australian Taxation Office	294	93	31.63
Refugee Review Tribunal	891	49	5.5
Department of Family and Community Services	226	48	21.24
Department of Defence	167	40	23.95
Telstra Corporation Limited	651	39	5.99
Department of Health and Ageing	80	34	42.5
Department of Transport and Regional Services	53	31	58.49
Trade Marks Office	748	27	3.61
Australian Customs Service	66	21	31.82

1.23 Table 9 shows those agencies which notified 10 or more access decisions for the period of 61–90 days.

**TABLE 9 – Response Time: 61–90 Days**

<b>AGENCY</b>	<b>Total Requests Determined</b>	<b>61–90 days</b>	<b>%</b>
Department of Immigration & Multicultural & Indigenous Affairs	9,915	945	9.53
Centrelink	7,424	320	4.31
Department of Veterans' Affairs	13,314	103	0.77
Australian Taxation Office	294	48	16.33
Department of Family and Community Services	226	26	11.5
Department of Defence	167	14	8.38

1.24 Table 10 shows those agencies which notified decisions on access beyond 90 days of the request being received.

**TABLE 10 – Response Time: Greater than 90 Days**

AGENCY	Total Requests Determined	Greater than 90 days	%
Department of Immigration & Multicultural & Indigenous Affairs	9,915	773	7.80
Centrelink	7,424	379	5.11
Department of Veterans' Affairs	13,314	58	0.44
Department of Family and Community Services	226	36	15.92
Australian Taxation Office	294	28	9.52
Department of Defence	167	21	12.57
Department of Health and Ageing	80	19	23.75
Refugee Review Tribunal	891	6	0.67
Department of the Prime Minister and Cabinet	17	5	29.41
Department of Foreign Affairs and Trade	46	4	8.70
Australian Customs Service	66	3	4.55
Department of Communications, Information Technology and the Arts	13	3	23.08
Telstra Corporation Limited	651	3	0.46
National Drugs and Poisons Schedule Committee	2	2	100.00
Australian Maritime Safety Authority	12	2	16.67
Department of Transport and Regional Services	53	2	3.77
Australian Fisheries Management Authority	2	1	50.00
Department of Agriculture, Fisheries and Forestry Australia	14	1	7.14
National Gallery of Australia	12	1	8.33
Commonwealth Scientific and Industrial Research Organisation (CSIRO)	19	1	5.26
Department of Education, Science and Training	19	1	5.26
Comcare	19	1	5.26
Department of Employment and Workplace Relations	50	1	2.00
Great Barrier Reef Marine Park Authority	8	1	12.50
Aged Care Commissioner of Complaints	1	1	100.00
Food Standards Australia New Zealand	3	1	33.33
Migration Review Tribunal	75	1	1.33
Department of Reconciliation and Aboriginal and Torres Strait Islander Affairs	2	1	50.00
Reserve Bank of Australia	5	1	20.00

## TRANSFER OF REQUESTS

1.25 Section 16 of the FOI Act provides that, as far as possible, the most appropriate agency will deal with an FOI request, regardless of which agency receives it. Agencies can transfer requests where they do not hold the documents being sought, or where the subject matter of the request is more closely connected to the functions of another agency. Only 254 requests (0.68% of all requests received) were transferred in whole during the year. These transfers were effected by 23 agencies. It is possible to transfer part of a request to another agency. Statistics are not collected on the number of requests partially transferred.

## AMENDMENT OF PERSONAL RECORDS

1.26 Section 48 of the FOI Act confers a right to request an agency or Minister to amend a document to which lawful access has been granted, where the applicant claims that information in the document:

- contains personal information about the applicant;
- is incomplete, incorrect, out of date or misleading; and
- has been used, is being used, or is available for use by the agency or Minister for an administrative purpose.

1.27 During the reporting year, 617 requests for amendment of personal records were received by seven agencies, representing an increase of 20.98% on the requests for the previous reporting year. Appendices H, I and J set out full details of agencies' determination of requests for amendment of records. Table 11 compares the pattern of amendment of personal records decision-making this reporting year with the previous reporting year.

**TABLE 11 – Determination of FOI Requests for Amendment of Personal Records Received During the Reporting Year**

<b>DETERMINATION</b>	<b>2000–01</b>	<b>%</b>	<b>2001–02</b>	<b>%</b>
Grant-Alter Record	141	48.96	271	40.02
Grant-Notate Record	4	1.39	15	2.22
Grant-Alter & Notate Record	69	23.96	194	28.66
Refused	74	25.69	197	29.10
<b>TOTAL DETERMINED</b>	<b>288</b>	<b>100.00</b>	<b>677*</b>	<b>100</b>

\* Note that there were more requests determined than received. This is attributable to the number of requests on hand at the beginning of the reporting period.

## RESPONSE TIME FOR REQUESTS FOR AMENDMENT OF PERSONAL RECORDS

1.28 Agencies are required to notify applicants of decisions on their request as soon as practicable but in any case not later than 30 days after the date the request is received. Agencies are asked to report how many requests they deal with in each of three specified time periods. Table 12 summarises response times for all agencies receiving requests for amendment of personal records during the reporting period.

**TABLE 12 – Response Times: Amendment of Personal Records Received During Reporting Period**

<b>RESPONSE TIME</b>	<b>No. of Requests</b>	<b>%</b>
0–30 Days	73	20.33
31–60 Days	43	11.98
Over 60 Days	243	67.69
<b>TOTAL</b>	<b>359*</b>	<b>100.00</b>

\* Note that this figure represents the response to requests received during the reporting period and is therefore less than the number of amendments made during that period.

### **FEES AND CHARGES**

1.29 Fees and charges have not increased since November 1986. They are designed to ensure that users of the FOI Act make a contribution towards the costs of providing FOI access to documents. As paragraph 1.34 indicates, the amount of fees and charges collected represents a small percentage of the estimated costs of dealing with FOI requests. Fees and charges are not applicable where the applicant is seeking access to his or her own income support documents. Agencies have a general discretion to remit application fees and not to impose charges, but must take into account financial hardship and public interest factors. Appendix D sets out full details of fees and charges notified and collected by agencies.

1.30 Table 13 shows the amounts collected by agencies which together collected more than 85% of all fees and charges revenue.

#### *Fees*

1.31 During the year a total of \$97,284 was collected in respect of fees, being initial application fees and internal review fees. This is a slight increase on the total of \$95,595 which was collected in application fees last year. Application fees account for 32.88% of total FOI revenue collected.

1.32 Of the total amount collected for application fees in 2001–02, \$91,684 was collected in respect of initial processing and \$5,600 was collected as fees for internal review.

#### *Charges*

1.33 Agencies notified a total of \$825,779 in charges, but exercising their discretion under section 29 of the FOI Act, collected only \$198,551 (24.04%) of those charges. Section 29 provides that where agencies decide that an applicant is liable to pay a charge in respect of the processing of the request, the agency must make a preliminary assessment of the charge and notify the applicant of that charge in writing. The applicant then has the opportunity to withdraw the request, ask that the charge be reduced or not imposed, or agree to pay the charge as assessed. Where an applicant has asked that the charge be reduced or not imposed the agency must consider the applicant’s reasons and may decide to reduce the charge or to not impose it.

**TABLE 13 – Agencies which Together Collected more than 85% of all Fees and Charges**

<b>AGENCY</b>	<b>Requests</b>	<b>Total Fees Collected*</b> <b>\$</b>	<b>Charges Collected</b> <b>\$</b>	<b>Total Fees &amp; Charges Collected*</b> <b>\$</b>	<b>Average Collected/Request</b> <b>\$</b>
Trade Marks Office	761	22,420	13,945	36,365	47.79
Australian Taxation Office	475	10,345	24,649	34,994	73.67
Reserve Bank of Australia	9	330	31,233	31,563	3507.00
Department of Health and Ageing	104	2,610	22,380	24,990	240.29
Department of Industry, Tourism and Resources	16	330	19,966	20,296	1268.50
Department of Defence	189	3,320	9,903	13,223	69.96
Department of Agriculture, Fisheries and Forestry Australia	26	810	10,740	11,550	444.23
Australian Federal Police	128	1,930	8,775	10,705	83.63
Department of Veterans' Affairs	13,508	9,850	854	10,704	0.79
Australian Competition and Consumer Commission	35	1,190	8,705	9,895	282.71
Department of Transport and Regional Services	83	2,320	4,370	6,690	80.60
Patent Office	89	2,730	3,618	6,348	71.33
Department of Immigration and Multicultural and Indigenous Affairs	10,567	6,080	94	6,174	0.58
National Drugs and Poisons Schedule Committee	2	60	5,683	5,743	2,871.50
Civil Aviation Safety Authority	87	2,460	3,044	5,504	63.26
Centrelink	7,903	5,191	30	5,221	0.66
Australian Securities and Investments Commission	50	1,520	3,396	4,916	98.32
Australian Customs Service	71	2,300	2,334	4,634	65.27
Telstra Corporation Limited	733	4,080	417	4,497	6.14
<b>Subtotal</b>	<b>34,836</b>	<b>79,876</b>	<b>174,136</b>	<b>254,012</b>	<b>7.29</b>
Remaining Agencies	2,333	17,408	24,415	41,823	17.93
<b>TOTAL</b>	<b>37,169</b>	<b>97,284</b>	<b>198,551</b>	<b>295,835</b>	<b>7.96</b>

\* Does not include fees for internal review.

1.34 During the year under report:

- charges were notified in respect of 5122 requests, or 13.78% of the total requests received;
- the total amount of fees and charges collected (including fees for internal review) was \$295,835, an increase of 33.47% on the amount collected in the previous reporting year;
- an average of \$7.96 in fees and charges was collected in respect of each request received, an increase of 27.36% on the average amount collected in 2000-01;
- the average amount of charges collected (not including application fees) per request where charges were notified was \$38.76, a decrease of \$20.75 (34.86%) from the previous year; and
- the total amount collected as fees and charges represented 1.7% of the total cost of the FOI Act (see Chapter 3 and Appendix K for further information on the total cost of the FOI Act).

## CHAPTER 2

---

# REVIEW OF FOI DECISIONS

### INTRODUCTION

2.1 Under the FOI Act, an applicant who is dissatisfied with the decision of an agency on his or her initial FOI request has several avenues for review or redress. The applicant might first seek internal review by the agency, then external merits review by the Administrative Appeals Tribunal (the Tribunal) followed by appeals on possible errors of law to the Federal Court or High Court. In addition, an applicant might make a complaint at any time on matters of administration to the Commonwealth Ombudsman.

2.2 Third parties under the Commonwealth FOI Act, being State Governments (sections 26A and 33A), commercial organisations (sections 27 and 43) and private individuals (sections 27A and 41), have the same review rights as an FOI applicant in the event that an agency decides to release documents contrary to their submissions. Third parties may, however, choose to appeal directly to the Tribunal and are not required to first seek internal review.

2.3 Agencies are encouraged to delegate the authority to make initial decisions to the lowest practicable level. This allows agencies to deal with requests efficiently in the first instance and to conserve the time of their senior officers on FOI matters. The internal review procedure then allows an agency to reconsider its initial decisions at a more senior level before recourse may be had to the Tribunal. Section 23 of the FOI Act permits the responsible Minister or the principal officer of an agency either to make decisions themselves or to authorise officers of the agency to make decisions.

2.4 Part VI of the FOI Act deals both with internal review and the right to seek external merits review of a variety of agency decisions at the Administrative Appeals Tribunal.

### INTERNAL REVIEW

2.5 A person dissatisfied with an agency's decision on an application for access may apply to the agency for internal review of the decision (section 54). Such a review is an entirely fresh decision. It is not appropriate for the internal review decision-maker to merely ratify what went before. Instead, the internal reviewer needs to consider matters anew, from the beginning and on their merits. Internal review is generally a prerequisite to Tribunal review. Subsection 54(2) requires that the internal review be conducted by a person other than the person who made the initial decision. If the initial decision-maker is the responsible Minister or the principal officer of the agency, internal review is not available and application for review must be made directly to the Tribunal.



2.6 In 2001-02, 286 applications were made for internal review of agency decisions on access requests, 13 of which were apparently on hand at the end of the reporting period. Of these, 125 applications were for review of decisions on requests for documents containing personal information and 161 applications were for review of decisions on requests for other documents. Appendix E contains details of internal review applications and results as reported by agencies, broken down into the categories of personal information and other information.

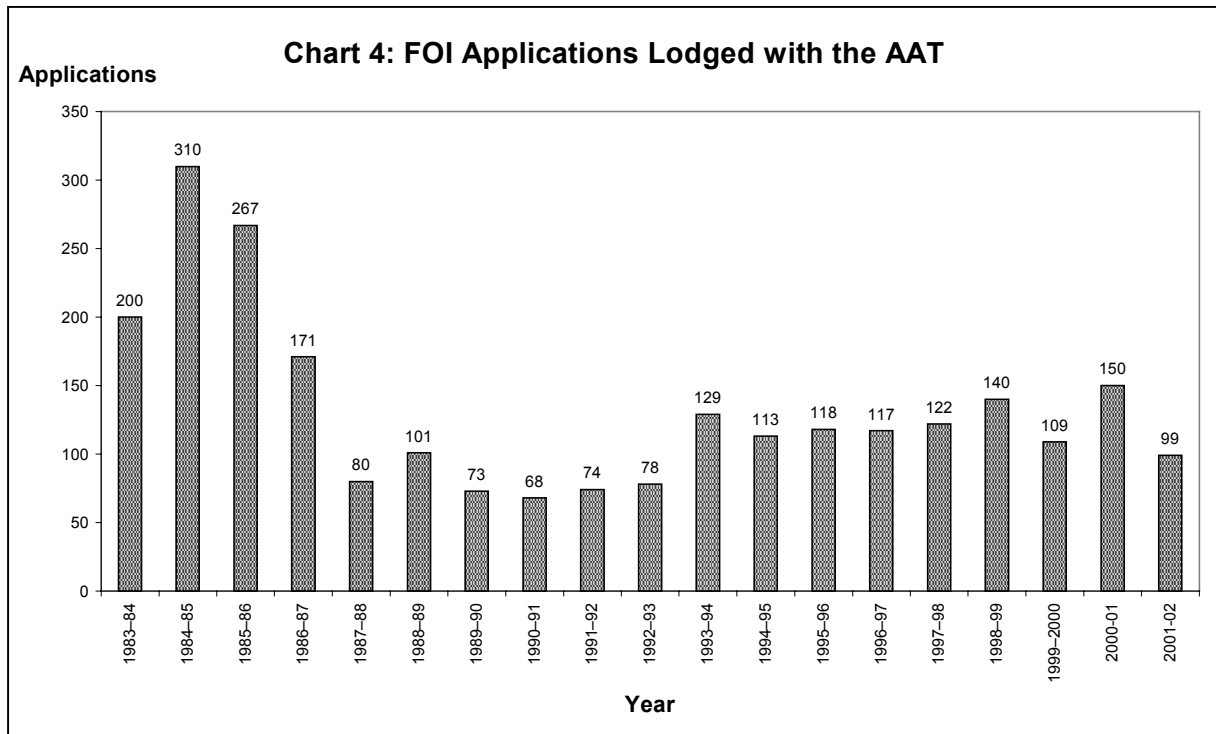
2.7 In this period agencies made 226 decisions on internal review. Of these, 131 (57.96%) affirmed the original decision and 95 (42.04%) resulted in some concession by agencies to applicants. Forty seven applications for internal review were withdrawn (17.22% of all applications for internal review).

2.8 There were 5 successful applications for internal review of decisions concerning amendment of personal records (see Appendix I).

#### **ADMINISTRATIVE APPEALS TRIBUNAL**

2.9 In external merit reviews (setting aside its recommendatory role in relation to conclusive certificates), the Tribunal considers the facts, law and policy aspects of the original decision afresh, and can make a new decision affirming, varying or setting aside the original decision. 'Merits review is characterised by the capacity for substitution of the decision of the reviewing person or body for that of the original decision maker' (Administrative Review Council, *Better Decisions: Review of Commonwealth Merits Review Tribunals*, 1995, page 9). Where, however, it is established that a document is an 'exempt document' under the FOI Act, the Tribunal does not have power to decide that access to the document, so far as it contains exempt matter, is to be granted (section 58(2), FOI Act). The Tribunal's decision may be appealed, in relation to errors of law only, to the Federal Court. The fee for an application to the Tribunal increases on each biennial anniversary of 1 July 1996 (based on a calculation related to Consumer Price Index figures). The fee is currently \$574.

2.10 Chart 4 shows the number of FOI applications recorded by the Tribunal each year. Appendix F contains applications and results as reported by agencies, broken down into the categories of requests for documents containing personal information and requests for documents containing other information. As in previous years, there is a considerable discrepancy between the number of applications reported by agencies (61 – see Appendix F) and that reported by the Tribunal (99 – see Appendix G). The possible reasons for this discrepancy were canvassed in detail in the 1994–95 Report at paragraph 4.7. The Tribunal's figures are accepted as a more accurate picture of the external appeals figures. Appendix G provides a breakdown of application numbers in Tribunal FOI matters as drawn from Tribunal case data.



2.11 Table 14 shows a breakdown by State and Territory Registry of the status of applications to the Administrative Appeal Tribunal. This material has been provided by the Administrative Appeals Tribunal.

**TABLE 14 – Appeals to the Administrative Appeals Tribunal: Breakdown by Registry**

<b>REGISTRY</b>	<b>Current at 30 June 2001</b>	<b>Lodged 2001-02</b>	<b>Decided 2001-02</b>	<b>Current at 30 June 2002</b>
NSW	33	38	45	26
VIC	44	18	39	23
QLD	27	17	25	19
SA	5	6	3	8
WA	14	10	15	9
TAS	1	2	3	0
ACT	2	7	6	3
NT	3	1	4	0
<b>TOTAL</b>	<b>129</b>	<b>99</b>	<b>140</b>	<b>88</b>

2.12 Table 15 shows the outcome of decided applications to the Administrative Appeal Tribunal. This material has been provided by the Administrative Appeals Tribunal.

**TABLE 15 – Outcome of Decided Applications to the Administrative Appeals Tribunal: 2001–02**

<b>BY CONSENT</b>	<b>Total</b>	<b>By Decision</b>	<b>Total</b>	<b>Other</b>	<b>Total</b>
Affirmed	0	Affirmed	25	No Fee Paid	2
Set Aside	5	Set Aside	10	Transferred	1
Varied	3	Varied	7	Other	1
Remitted	0	Remitted	2		
Dismissed/Withdrawn <sup>10</sup>	72	No Jurisdiction	5		
		Dismissed <sup>11</sup>	7		

#### **OMBUDSMAN**

2.13 The Ombudsman has a statutory role under the FOI Act to review complaints about the handling of FOI requests by Commonwealth agencies.

2.14 During 2001-02 the Commonwealth Ombudsman received 266 complaints about FOI matters (compare 262 in the previous year). The complaints equate to 0.72% of the total number of FOI requests received during the year. Details of FOI complaints to the Ombudsman are contained in Annual Reports of the Commonwealth Ombudsman.

<sup>10</sup> Includes matters dismissed at the request of the applicant under the *Administrative Appeals Tribunal Act 1975* (Cth) sections 42A(1A) and (1B).

<sup>11</sup> Includes matters dismissed under the *Administrative Appeals Tribunal Act 1975* (Cth) sections 42B (frivolous or vexatious) and 42A(4) (non-reviewable).

# CHAPTER 3

---

## IMPACT OF FOI ON AGENCY RESOURCES

### INTRODUCTION

3.1 This chapter is concerned with the impact on agency resources of the FOI Act, assessed from reports by agencies relating to the costs of administration of the legislation.

3.2 Summaries of FOI costs identified in 2001–02 are contained in Appendices K and L. For the purposes of calculating the costs of administering the FOI Act, agencies are required to provide an estimate of the staff years expended on FOI matters (the smallest unit being equal to 20 hours) and estimates of non-staff costs directly attributable to FOI (such as photocopying). Agencies submit these estimates annually. Experience shows that agencies rarely keep exact records of hours spent by officers on FOI matters and of other non-labour costs incurred.

### SUMMARY OF TOTAL AND AVERAGE COSTS

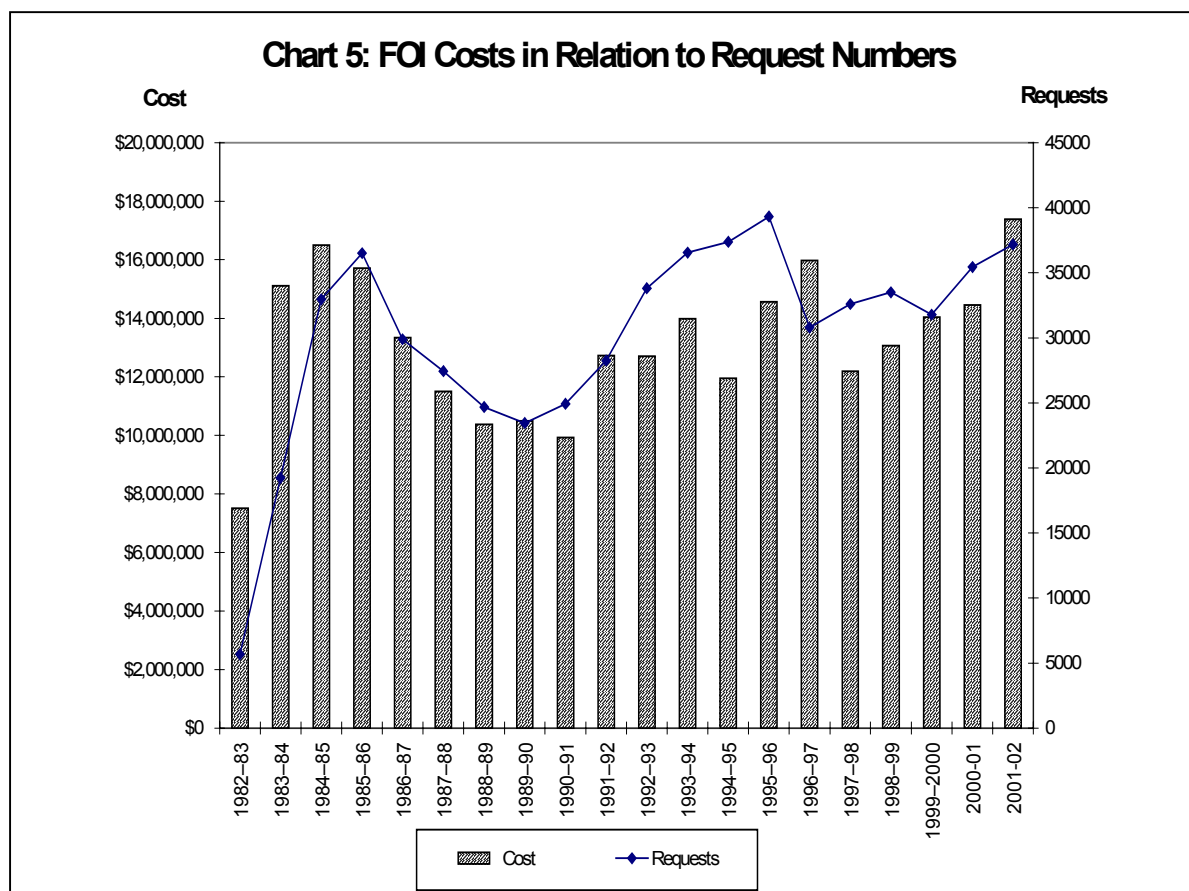
3.3 The total reported cost attributable to the FOI Act during 2001–02 was \$17,387,088 which is an increase of \$2,971,682 (20.61%) on the previous year. The average cost of processing an FOI request increased from \$407 to \$468 (14.98%) in the same period although 36 agencies reported a decrease in their average cost per request. The comparative yearly total cost figures since the commencement of the Act are shown in Table 16. The comparative average costs are shown in Table 22. The increases in the total cost and average cost are largely attributable to a one off change in the costing procedures of one of the major agencies in 2001-02.

**TABLE 16 – Comparative Total Yearly Cost of FOI**

Year	Total Cost	Year	Total Cost	Year	Total Cost
1982–83*	\$7,502,355	1989–90	\$10,494,376	1996–97	\$15,972,950
1983–84	\$15,106,511	1990–91	\$9,921,772	1997–98	\$12,191,478
1984–85	\$16,496,961	1991–92	\$12,723,097	1998–99	\$13,066,029
1985–86	\$15,711,889	1992–93	\$12,702,329	1999–2000	\$14,035,394
1986–87	\$13,336,864	1993–94	\$13,977,360	2000–01	\$14,415,406
1987–88	\$11,506,931	1994–95	\$11,955,482	2001–02	\$17,387,088
1988–89	\$10,373,321	1995–96	\$14,564,562		

\* Seven months only.

3.4 Chart 5 shows the relation of total costs to request numbers received for each year since the commencement of the Act. Table 22 sets out costs comparisons from 1993–94 to 2001-02.



### COST OF FOI FOR 2001–02

#### *Staff costs*

3.5 All agencies are required to supply information about staff resources allocated to FOI. The information includes the number of staff who:

- (1) spent 75% to 100% of their time on FOI work; and
- (2) spent less than 75% of their time on such work.

This covers all facets of processing requests including:

- search and retrieval;
- consultation with third parties;
- decision-making; and
- internal review.

In addition, non-access activities such as training and compiling section 8 and section 9 statements are included. Totals for FOI staffing for this and the previous period are shown in Table 17.

**TABLE 17 – Total FOI Staffing\***

	2000–2001	2001–02
Staff: 75–100% time on FOI matters	120	131
Staff: less than 75% time on FOI matters	2,039	1,849
Total staff years	161.96	203.35

\* Note that there was some ambiguity in the questions and responses to this question and some agencies may have double counted staff working 75% of their time on FOI matters.

3.6 Agencies provided estimates of the number of staff-years (0.01 equals 20 hours) spent on FOI to enable calculation of salary costs (and 60% related costs) directly attributable to FOI, details of which are provided in Table 18. As the level at which decisions and reviews are taken differs between agencies, the following annual salaries were applied:<sup>12</sup>

- officers whose duties included FOI work \$50,055<sup>13</sup>
- other officers involved in processing requests
  - SES officers (or equivalent) Not Available (NA)<sup>14</sup>
  - APS Level 6 & Executive Levels 1–2 \$67,742<sup>15</sup>
- support staff (APS Levels 1–5) \$38,673<sup>16</sup>
- Minister's Office
  - Minister and advisers \$81,587<sup>17</sup>
  - Minister's support staff \$38,673<sup>18</sup>

<sup>12</sup> The *Workplace Relations Act* 1996 (Cth) instituted new arrangements for determining salaries for employees of agencies. Separate determinations have been made in respect of employees of different agencies. As the current salary levels differ among agencies, a decision was made to use an average of the salary levels of three selected agencies. This reflects the best assessment of salary levels.

<sup>13</sup> Equivalent to the top increment of an Australian Public Service Level 5 as at 30 June 2002.

<sup>14</sup> A relevant salary figure for Senior Executive Service officers is unavailable because agencies were unable to provide this information. In addition, it is understood that salary levels for SES officers differ markedly so it would not be possible to determine an applicable salary figure.

<sup>15</sup> Equivalent to the top increment of an Executive Level 1 as at 30 June 2002.

<sup>16</sup> Equivalent to the top increment of an Australian Public Service Level 3 as at 30 June 2002.

<sup>17</sup> Equivalent to the top increment of an Executive Level 2 as at 30 June 2002.

<sup>18</sup> Equivalent to the top increment of an Australian Public Service Level 3 as at 30 June 2002.

**TABLE 18 – Estimated Staff Costs of Freedom of Information**

	Staff-Years	Salary Costs (\$)	Related Costs (60%) (\$)	Total Staff Costs (\$)
Officers whose duties included FOI work	150.64	7,540,285	4,524,171	12,064,456
<i>Other officers involved in processing requests:</i>				
– SES	14.77	NA*	NA*	NA*
– APS Level 6 & Executive Levels 1–2	18.60	1,260,001	756,000	2,016,001
<i>Support Staff</i>				
– APS Levels 1–5	19.07	737,494	442,496	1,179,990
<i>Ministerial Staff</i>				
– Minister and advisers	0.19	15,502	9,301	24,803
– Minister’s support staff	0.08	3,094	1,856	4,950
<b>Total</b>	<b>203.35</b>	<b>9,556,376</b>	<b>5,733,824</b>	<b>15,290,200<sup>§</sup></b>

\* See Footnote 14.

<sup>§</sup> Figures are rounded and there is a \$1.00 difference between this total and the total in Appendix K

3.7 Compared with 2000-01, Table 18 represents an increase of 33.13 staff-years (28.19%) for the category titled ‘Officers whose duties included FOI work’. There has been a notable increase of 11.2 staff years (313.73%) for SES involved in processing requests, and an increase of 5.34 staff years (38.89%) for APS Levels 1–5 involved in processing requests.

*Identified non-staff expenditure*

3.8 Non-staff costs directly attributable to FOI are summarised in Table 19 with full agency details in Appendix L. Overall, non-labour costs increased by \$210,9606 (11.19%). Of the 11 categories in Table 19, all showed an increase compared to 2000-01 except for telephone and computer time costs. The largest increase was in legal fees (solicitors, legal counsel and applicant’s litigation costs).

**TABLE 19 – Identified Non-Staff Costs**

ITEM	2000-01 \$	2001-02 \$
Photocopying	238,678	273,384
Printing	10,943	15,203
Purchase of material	8,496	20,675
Postage	80,299	90,519
Telephone	103,388	102,840
Travel	65,635	77,691
Solicitors’ fees	771,316	807,156
Legal counsel fees	360,650	420,600
Applicants’ litigation costs	0	21,340
Computer time	151,558	173,115
Other	94,960	94,366
<b>Total</b>	<b>1,885,923</b>	<b>2,096,889</b>

*Administration*

3.9 Appendix K summarises the costs of all agencies that spent 0.01 or more staff years on FOI matters or reported a non-labour cost. The following paragraphs relate only to agencies appearing in Appendix K. As in previous years, Appendix K reveals marked differences between agencies in so far as the average staff days per request and the average cost per request are concerned. The average staff days per request (where this was reported) ranged from 0.13 (Migration Review Tribunal) to 280.5 (Airservices Australia) with the overall average being 1.46. As in previous years, these statistics confirm that some of the large client service departments handle high volumes of requests very quickly because of the routine nature of requests made to them in contrast to the smaller policy orientated agencies which may deal with fewer, but more complex, requests.

3.10 The average cost per request ranged from \$4 for the Office of the Employment Advocate to \$38,599 for Airservices Australia. For 11 agencies the average cost was less than \$200 per request, as shown in Table 20.

**TABLE 20 – Agencies with Average Cost per Request Less than \$200**

AGENCY	Average Cost	Requests
Office of the Employment Advocate	4	1
National Oceans Office	5	1
Australian Radiation Protection and Nuclear Safety Agency	40	1
Migration Review Tribunal	41	105
Australian Transaction Reports and Analysis Centre (AUSTRAC)	60	37
Patent Office	74	89
Department of Veterans' Affairs	93	13,508
Refugee Review Tribunal	157	955
Comcare	159	21
Trade Marks Office	172	761
Defence Force Retirement and Death Benefits Authority	181	97

3.11 The average cost for five agencies was higher than \$10,000 per request, as shown in Table 21. Last year, six agencies recorded an average cost per request of greater than \$10,000.

**TABLE 21 – Agencies with Average Cost per Request Greater than \$10,000**

AGENCY	Average Cost	Requests
Department of Industry, Tourism and Resources	14,544	16
Health Insurance Commission	17,494	14
Registrar of Aboriginal Corporations	18,541	4
National Registration Authority for Agricultural & Veterinary Chemicals	18,601	5
Airservices Australia	38,599	20



*Internal review and appeals*

3.12 Although agencies were asked to identify costs paid to legal counsel and solicitors' fees, they were not requested to provide separate details of the costs of all review and appeal procedures under the Act. Internal review costs may constitute a considerable component of overall costs, as internal review is usually conducted by the principal officer or other very senior officers. In addition, some agencies received requests which were resource intensive either by their volume or complexity.

3.13 The costs would further increase where the decision on the request was the subject of an application to the AAT. As in previous years, AAT appeals have involved senior officers who may have been required to give oral evidence at a hearing, for example, or to prepare affidavit evidence.

**COST COMPARISON FROM 1993–94 TO 2001–02**

3.14 The costs and the number of requests received from 1993–94 to 2001–02 are listed in Table 22.

**TABLE 22 – Average Cost per Request**

<b>Year</b>	<b>Requests Received</b>	<b>Total Cost</b>	<b>Average Cost per Request<sup>19</sup></b>
1993–94	36,547	\$13,977,360	\$382
1994–95	37,367	\$11,955,482	\$320
1995–96	39,327	\$14,564,562	\$370
1996–97	30,788	\$15,972,950	\$519
1997–98	32,590	\$12,191,478	\$374
1998–99	33,484	\$13,066,029	\$390
1999–2000	31,784	\$14,035,394	\$442
2000–01	35,439	\$14,415,406	\$407
2001–02	37,169	\$17,387,088	\$468

---

<sup>19</sup> This figure is calculated by dividing the total for Requests Received into Total Cost. The Average Cost per Request figure in Table 22 may differ for some periods from the Average Cost per Request figure in Appendix K because Appendix K records only requests received from agencies which spent 0.01 or more staff years on FOI matters or reported a non-labour cost. Consequently, in some years the Requests Received figure in Appendix K may be less than the Requests Received figure in Table 22.

# CHAPTER 4

---

## ADMINISTRATION OF THE FOI ACT

### INTRODUCTION

4.1 This chapter reports action taken during 2001-02 to co-ordinate the administration of the FOI Act, assist agencies to fulfil their obligations under the FOI Act and assist members of the public to understand the rights which the FOI Act confers.

### CO-ORDINATION AND ADMINISTRATION OF THE FOI ACT

4.2 Each agency is responsible for meeting its own obligations under the FOI Act. The Attorney-General and, on his behalf, the Information Law Branch (ILB) of the Attorney-General's Department, is responsible for the general administration of the FOI Act.

4.3 In 2001-02, the work of ILB included legal, policy and administrative advising regarding the FOI Act. Although each agency is responsible for its decisions made under the FOI Act, agencies often seek the advice of the Attorney-General's Department in relation to legal, policy and procedural matters arising from particular requests.

### MEASURES TO ASSIST AGENCIES TO COMPLY WITH THE FOI ACT

#### *FOI home page*

4.4 The Attorney-General's Department has established a Freedom of Information home page at [www.ag.gov.au/foi](http://www.ag.gov.au/foi)

The FOI home page contains a range of FOI material including:

- the FOI Act and Regulations;
- general information on the operation of the FOI Act and how to make an FOI request;
- FOI research aids;
- FOI Memoranda and past FOI Decision Summaries;
- FOI Annual Reports; and
- links to other FOI sites.

## MEASURES TO ASSIST THE PUBLIC

### *FOI home page*

4.5 The Attorney-General's Department Internet FOI home page is at [www.ag.gov.au/foi](http://www.ag.gov.au/foi)

### *FOI Memoranda*

4.6 The Attorney-General's Department produces memoranda as reference tools for decision-makers and others involved in making and notifying FOI decisions. Memorandum No. 98, for example, provides an outline of the exemptions to FOI requests, articulates the principles on which these exemptions operate and cites relevant cases on how the exemptions have been interpreted by the Administrative Appeals Tribunal, the Federal Court and the High Court of Australia. Memorandum 98 is updated to 31 December 2001. Memorandum No.19 is a detailed guide to preliminary and procedural points on the FOI Act. Memorandum 29 contains information relating to fees and charges applying to FOI matters. These and other memoranda are produced and maintained by the Department and are accessible from the FOI home page.

### *FOI pamphlet*

4.7 The Attorney-General's Department has produced a general information pamphlet on FOI, copies of which may be obtained from the Department and from most Commonwealth departments and agencies. The pamphlet is also available on the Attorney-General's Department FOI home page.

### *FOI Annual Report*

4.8 The Annual Report on the Operation of the FOI Act is also available on the Attorney-General's Department FOI home page.

### *Section 8 statements*

4.9 Section 8 of the FOI Act requires each Minister responsible for an agency to publish annually a statement setting out details of the functions of the agency, categories of documents held, and arrangements for access by the public to documents in the possession of the agency. These statements are published in the Annual Report of the agency or of the portfolio department to which the agency relates. The Attorney-General's Department section 8 statement may be found in its Annual Report 2001-02.

### *Section 9 statements*

4.10 Section 9 of the FOI Act requires the principal officer of each agency to make available at National Archives of Australia offices in all capital cities a statement listing documents used by the agency in making decisions that affect the public. The statements are required to be updated at three-monthly intervals where practicable, and in any case within 12 months after the last statement. Principal officers are also required to make available for inspection and purchase all documents listed in the section 9 statements.

4.11 Section 9 statements and the dates to which they are correct are set out in Table 23. The most recent lists are also available on the National Archives website ([http://www.naa.gov.au/about\\_us/organisation\\_staff/foi\\_section9.html](http://www.naa.gov.au/about_us/organisation_staff/foi_section9.html)). It is apparent that a number of agencies in Table 23 are not subject to the FOI Act because those agencies have in

fact changed their name; been absorbed into, or amalgamated with another agency; or ceased to exist. A list of agencies and Ministers subject to the FOI Act, as provided by agencies, is at Appendix M.

**TABLE 23 – Section 9 Statements held by the National Archives of Australia as at 16 October 2001<sup>20</sup>**

AGENCY	CORRECT TO
Aboriginal Hostels Limited	8 December 1993
Administrative Appeals Tribunal	25 October 2001
Airservices Australia	15 September 2001
Albury-Wodonga Development Corporation	14 April 2002
Anglo-Australian Observatory	25 October 2001
Attorney-General's	16 October 2001
AusAID	1 March 2002
AUSTEL	2 February 1995
Australia Council	1 August 1995
Australian Accounting Standards Board	26 September 2001
Australian Broadcasting Authority	February 2002
Australian Broadcasting Corporation	4 October 2001
Australian Bureau of Statistics	30 July 2002
Australian Competition and Consumer Commission	27 June 1997
Australian Competition Tribunal	22 October 2001
Australian Customs Service	31 October 2001
Australian Electoral Commission	8 October 2001
Australian Heritage Commission	27 September 2001
Australian Industrial Registry	10 September 2001
Australian Institute of Aboriginal and Torres Strait Islander Studies	June 1995
Australian Institute of Family Studies	19 September 2001
Australian Institute of Marine Science	11 March 1998
Australian Law Reform Commission	30 October 2001
Australian Maritime Safety Authority	November 2001
Australian National Botanical Gardens	1 March 1987
Australian Postal Corporation	30 December 1995
Australian Prudential Regulation Authority	1 September 2001
Australian Radiation Protection and Nuclear Safety Agency	25 September 2001
Australian Securities and Investments Commission	4 February 2002
Australian Taxation Office	Not provided

<sup>20</sup> The information in Table 23 is provided by the National Archives of Australia.

**TABLE 23 Continued**

Australian Tourist Commission	30 October 2001
Australian Trade Commission	25 September 2001
Australian War Memorial	26 September 2001
Australian Wine and Brandy Corporation	5 November 2001
Canberra National Memorials Committee	1 March 1987
Centrelink	12 October 2001
Civil Aviation Safety Authority	1 July 2001
Classification Review Board	19 September 2001
Comcare	15 October 2001
Commissioner for Superannuation	30 June 2002
Commonwealth Grants Commission	26 June 2002
Commonwealth Ombudsman	7 October 1998
Commonwealth Superannuation Scheme Board of Trustees	30 June 2002
Communications, Information Technology and the Arts	31 July 2002
Copyright Tribunal	2 July 2002
Cotton Research and Development Corporation	21 November 2001
CSIRO	25 June 2002
Defence	27 November 2001
Defence Force Discipline Appeal Tribunal	25 October 2001
Defence Force Retirement and Death Benefits Authority	30 June 2002
Employment, Education and Training	1 August 1992
Employment and Workplace Relations	28 November 2001
Environment and Heritage	31 August 2001
Federal Court of Australia	30 January 2002
Federal Magistrates Service	27 September 2001
Finance and Administration	30 June 2002
Fisheries Research and Development Council	1 May 2002
Foreign Affairs and Trade	31 December 2001
Grains Research and Development Corporation	9 November 2001
Great Barrier Reef Consultative Authority	23 October 2001
Health and Aged Care	31 May 2001
Health Insurance Commission	11 January 2002
Housing and Regional Development	30 December 1995
Human Rights and Equal Opportunity Commission	29 October 2001
Immigration and Multicultural and Indigenous Affairs	30 June 2001

**TABLE 23 Continued**

Industry, Tourism and Resources	7 November 2001
Insolvency and Trustee Service Australia	2 October 2001
IP Australia	5 October 2001
Merit Protection Commissioner	20 March 2002
National Archives of Australia	30 September 2001
National Competition Council	28 September 2001
National Library of Australia	17 June 1997
National Museum of Australia	17 June 1997
National Native Title Tribunal	27 November 2001
National Office for the Information Economy	31 July 2002
National Rural Advisory Council	20 September 2001
Office of Asset Sales and Commercial Support	30 June 2001
Office of Film and Literature Classification	19 September 2001
Office of Parliamentary Counsel	24 September 2001
Office of the Employment Advocate	30 June 2002
Office of the Registrar of Aboriginal Corporations	31 December 2001
Plant Breeder's Rights Advisory Committee	27 September 2001
Prime Minister and Cabinet	December 1998
Private Health Insurance Administration Council	25 September 2001
Productivity Commission	1 October 2001
Public Sector Superannuation Scheme Board of Trustees	30 June 2002
Public Service and Merit Protection Commission	February 2002
Reconciliation and Aboriginal and Torres Strait Island Affairs	31 May 2001
Refugee Review Tribunal	14 April 2002
Registrar of Aboriginal Corporations	31 July 2002
Reserve Bank of Australia	28 February 2002
Royal Australian Mint	13 June 1997
Rural Industries Research and Development Corporation	5 August 2002
Spectrum Management Agency	31 July 1996
Superannuation Complaints Tribunal	24 September 2001
Telstra	19 September 2001
The Military Superannuation and Benefits Board of Trustees No. 1	30 June 2002
Transport and Regional Services	30 June 2001
Treasury	27 November 2001
Veterans' Affairs	30 June 2001
Wheat Export Authority	30 September 2001

## **MONITORING FOI DECISION-MAKING AND WORKLOAD**

### *Extent of reporting*

4.12 Section 93 of the FOI Act requires statistics to be provided to the Attorney-General's Department by agencies. These statistics are used by the Attorney-General, as the Minister administering the Act, in compiling this Annual Report to Parliament on the FOI Act.

### *Frequency of reporting*

4.13 Agencies are required to submit statistical returns every quarter and an annual statistical return at the end of each year.

### *Comments on statistical collection*

4.14 The Department's Internet-hosted database for the electronic lodgement of statistical information is used widely by agencies and has proved to be an efficient Departmental tool. To ensure that the system remains user friendly and effective the Department will continue to monitor its use. Feedback from users is a valuable input for this purpose.

# CHAPTER 5

---

## DEVELOPMENTS UNDER THE FOI ACT

### LEGISLATION AND CASE LAW

5.1 During the reporting year there were three significant cases relating to FOI and one amendment to the FOI Act.

5.2 In *Beesley v Australian Federal Police* (2001) FCR 1 the question arose as to whether the Australian Federal Police (AFP), upon receiving an FOI request, was required to search shared data bases to which it had access but no actual possession. The Federal Court held that a ‘document of an agency’ was not confined to documents over which an agency had actual or physical possession but included documents over which the agency had ‘constructive possession’. The question of whether the AFP had constructive possession of data on the particular shared data bases was to be determined by considering the memorandum of understanding or other agreement authorising access. This question was referred back to the AAT for consideration.

5.3 In *Secretary, Department of Workplace Relations and Small Business v The Staff Development and Training Centre Pty Ltd* (2001) 114 FCR 301 the documents in questions were Departmental Operations Manuals for the assessment of financial viability in a tender process for Job Network. The Full Federal Court held that the operations manuals could not be exempt as a trade secret or information having commercial value under section 43(1)(a) and section 43(1)(b) because the Department was not engaged in commercial activity which would support these exemptions. This was so even though the private operators of the Job Network with whom the Government entered into contracts were engaged in commercial activity.

5.4 In *NAAO v Secretary, Department of Immigration and Multicultural Affairs* (2002) 66 ALD 545 the Full Federal Court considered the relationship between section 503A of the *Migration Act 1958* (Cth) and section 38 of the FOI Act. The Court held that the name of an agency which provides information on the character of a person applying for a visa is not information exempted from disclosure under the FOI Act by virtue of section 503A of the *Migration Act 1958* (Cth). Similarly, information about a request by the agency supplying information that the information be treated as confidential is not itself protected information under section 503A.

5.5 Finally, the FOI Act was amended by the *Intelligence Services (Consequential Provisions) Act 2001* (Act No. 153 of 2001) which added s 41(1) of the *Intelligence Services Act 2001* to Schedule 3 of the FOI Act. This amendment has the practical effect of enabling



the confidentiality requirements of s 41(1) of the *Intelligence Services Act 2001* to operate in the context of an FOI request by virtue of the exemption in s 38 of the FOI Act. The amendment commenced on 29 October 2001.

# APPENDICES

Request Numbers

**Appendix A: Request Numbers — [P = Personal, O = Other, T = Total]**

AGENCY	On Hand 1st July			Requests Received from Applicant			Requests on Transfer			Total Requests Received			% Share of Total All Agencies Requests Received			Requests Finalised			On Hand 30th June		
	P	O	T	P	O	T	P	O	T	P	O	T	P	O	T	P	O	T	P	O	T
<b>AGRICULTURE, FISHERIES AND FORESTRY AUSTRALIA</b>																					
Australian Dairy Corporation	0	0	0	1	0	1	0	0	0	1	0	1	0	0	0	1	0	1	0	0	0
Australian Fisheries Management Authority	0	0	0	0	2	2	0	0	0	0	2	2	0	0.1	0.01	0	2	2	0	0	0
Australian Wine and Brandy Corporation	0	0	0	1	0	1	0	0	0	1	0	1	0	0	0	0	0	0	1	0	1
Cotton Research and Development Corporation	0	0	0	0	0	0	0	0	0	0	0	0	0	0	0	0	0	0	0	0	0
Dairy Adjustment Authority	0	0	0	1	1	2	0	0	0	1	1	2	0	0	0.01	1	1	2	0	0	0
Dairy Research and Development Corporation	0	0	0	0	0	0	0	0	0	0	0	0	0	0	0	0	0	0	0	0	0
Department of Agriculture, Fisheries and Forestry Australia	0	1	1	0	25	25	0	1	1	0	26	26	0	0.7	0.07	0	21	21	0	6	6
Fisheries Research and Development Corporation	0	0	0	0	0	0	0	0	0	0	0	0	0	0	0	0	0	0	0	0	0
Forest and Wood Products Research and Development Corporation	0	0	0	0	0	0	0	0	0	0	0	0	0	0	0	0	0	0	0	0	0
Grains Research and Development Corporation	0	0	0	0	0	0	0	0	0	0	0	0	0	0	0	0	0	0	0	0	0

**KEY: P = Personal, O = Other, T = Total**

Request Numbers

AGENCY	On Hand 1st July			Requests Received from Applicant			Requests on Transfer			Total Requests Received			% Share of Total All Agencies Requests Received			Requests Finalised			On Hand 30th June		
	P	O	T	P	O	T	P	O	T	P	O	T	P	O	T	P	O	T	P	O	T
Grape and Wine Research and Development Corporation	0	0	0	0	0	0	0	0	0	0	0	0	0	0	0	0	0	0	0	0	0
Land and Water Australia	0	0	0	0	0	0	0	0	0	0	0	0	0	0	0	0	0	0	0	0	0
Minister for Agriculture, Fisheries and Forestry	0	0	0	0	0	0	0	0	0	0	0	0	0	0	0	0	0	0	0	0	0
Minister for Forestry and Conservation	0	0	0	0	0	0	0	0	0	0	0	0	0	0	0	0	0	0	0	0	0
Murray-Darling Basin Commission	0	0	0	0	0	0	0	0	0	0	0	0	0	0	0	0	0	0	0	0	0
National Registration Authority for Agricultural and Veterinary Chemicals	0	3	3	0	4	4	0	1	1	0	5	5	0	0.1	0.01	0	5	5	0	3	3
National Rural Advisory Council	0	0	0	0	0	0	0	0	0	0	0	0	0	0	0	0	0	0	0	0	0
Parliamentary Secretary to the Minister for Agriculture, Fisheries and Forestry	0	0	0	0	0	0	0	0	0	0	0	0	0	0	0	0	0	0	0	0	0
Plant Breeder's Rights Advisory Committee	0	0	0	0	0	0	0	0	0	0	0	0	0	0	0	0	0	0	0	0	0
Rural Industries Research and Development Corporation	0	0	0	0	0	0	0	0	0	0	0	0	0	0	0	0	0	0	0	0	0
Sugar Research and Development Corporation	0	0	0	0	0	0	0	0	0	0	0	0	0	0	0	0	0	0	0	0	0
Tobacco Research and Development Corporation	0	0	0	0	0	0	0	0	0	0	0	0	0	0	0	0	0	0	0	0	0
Wheat Export Authority	0	0	0	0	2	2	0	0	0	0	2	2	0	0.1	0.01	0	2	2	0	0	0

**KEY: P = Personal, O = Other, T = Total**

Request Numbers

AGENCY	On Hand 1st July			Requests Received from Applicant			Requests on Transfer			Total Requests Received			% Share of Total All Agencies Requests Received			Requests Finalised			On Hand 30th June		
	P	O	T	P	O	T	P	O	T	P	O	T	P	O	T	P	O	T	P	O	T
<b>ATTORNEY-GENERAL'S</b>																					
Administrative Appeals Tribunal	0	0	0	4	3	7	0	0	0	4	3	7	0.01	0.1	0.02	2	3	5	2	0	2
Administrative Review Council	0	0	0	0	0	0	0	0	0	0	0	0	0	0	0	0	0	0	0	0	0
Attorney-General	0	0	0	0	0	0	0	0	0	0	0	0	0	0	0	0	0	0	0	0	0
Attorney-General's Department	1	1	2	31	28	59	1	4	5	32	32	64	0.1	0.8	0.17	30	24	54	3	9	12
Australian Customs Service	2	4	6	19	52	71	0	0	0	19	52	71	0.06	1.4	0.19	21	50	71	0	6	6
Australian Federal Police	38	8	46	57	63	120	3	5	8	60	68	128	0.18	1.8	0.34	62	64	126	36	12	48
Australian Institute of Criminology	0	0	0	0	0	0	0	0	0	0	0	0	0	0	0	0	0	0	0	0	0
Australian Law Reform Commission	0	0	0	0	0	0	0	0	0	0	0	0	0	0	0	0	0	0	0	0	0
Australian Protective Service	0	0	0	0	1	1	0	0	0	0	1	1	0	0	0	0	0	0	0	1	1
Australian Transaction Reports and Analysis Centre (AUSTRAC)	0	0	0	37	0	37	0	0	0	37	0	37	0.11	0	0.1	37	0	37	0	0	0
Classification Review Board	0	0	0	0	1	1	0	0	0	0	1	1	0	0	0	0	1	1	0	0	0
Copyright Tribunal	0	0	0	0	0	0	0	0	0	0	0	0	0	0	0	0	0	0	0	0	0
Criminology Research Council	0	0	0	0	0	0	0	0	0	0	0	0	0	0	0	0	0	0	0	0	0
Crimtrac	0	0	0	0	0	0	0	0	0	0	0	0	0	0	0	0	0	0	0	0	0
Defence Force Discipline Appeal Tribunal	0	0	0	0	0	0	0	0	0	0	0	0	0	0	0	0	0	0	0	0	0
Director of Public Prosecutions	2	0	2	3	2	5	0	0	0	3	2	5	0.01	0.1	0.01	5	2	7	0	0	0

**KEY: P = Personal, O = Other, T = Total**

Request Numbers

AGENCY	On Hand 1st July			Requests Received from Applicant			Requests on Transfer			Total Requests Received			% Share of Total All Agencies Requests Received			Requests Finalised			On Hand 30th June		
	P	O	T	P	O	T	P	O	T	P	O	T	P	O	T	P	O	T	P	O	T
Family Court of Australia	0	0	0	1	0	1	0	0	0	1	0	1	0	0	0	1	0	1	0	0	0
Family Law Council	0	0	0	0	0	0	0	0	0	0	0	0	0	0	0	0	0	0	0	0	0
Federal Court of Australia	1	0	1	0	0	0	0	0	0	0	0	0	0	0	0	1	0	1	0	0	0
Federal Magistrates Service	0	0	0	0	0	0	0	0	0	0	0	0	0	0	0	0	0	0	0	0	0
Federal Police Disciplinary Tribunal	0	0	0	0	0	0	0	0	0	0	0	0	0	0	0	0	0	0	0	0	0
High Court of Australia	0	0	0	1	3	4	0	0	0	1	3	4	0	0.1	0.01	1	3	4	0	0	0
Human Rights and Equal Opportunity Commission	2	0	2	10	2	12	0	0	0	10	2	12	0.03	0.1	0.03	11	2	13	1	0	1
Insolvency and Trustee Service Australia	0	0	0	2	0	2	0	0	0	2	0	2	0.01	0	0.01	2	0	2	0	0	0
Minister for Justice and Customs	0	0	0	0	0	0	0	0	0	0	0	0	0	0	0	0	0	0	0	0	0
National Crime Authority	0	0	0	2	4	6	0	0	0	2	4	6	0.01	0.1	0.02	2	3	5	0	1	1
National Native Title Tribunal	0	0	0	0	3	3	0	0	0	0	3	3	0	0.1	0.01	0	3	3	0	0	0
Office of Film and Literature Classification	0	0	0	0	2	2	0	0	0	0	2	2	0	0.1	0.01	0	2	2	0	0	0
Office of Parliamentary Counsel	0	0	0	0	0	0	0	0	0	0	0	0	0	0	0	0	0	0	0	0	0
Office of the Federal Privacy Commissioner	0	0	0	4	0	4	0	0	0	4	0	4	0.01	0	0.01	4	0	4	0	0	0
Solicitor-General	0	0	0	0	0	0	0	0	0	0	0	0	0	0	0	0	0	0	0	0	0

**KEY: P = Personal, O = Other, T = Total**

Request Numbers

AGENCY	On Hand 1st July			Requests Received from Applicant			Requests on Transfer			Total Requests Received			% Share of Total All Agencies Requests Received			Requests Finalised			On Hand 30th June		
	P	O	T	P	O	T	P	O	T	P	O	T	P	O	T	P	O	T	P	O	T
<b>COMMUNICATIONS, INFORMATION TECHNOLOGY AND THE ARTS</b>																					
Australia Council	0	0	0	0	0	0	0	0	0	0	0	0	0	0	0	0	0	0	0	0	0
Australian Broadcasting Authority	0	1	1	0	12	12	0	0	0	0	12	12	0	0.3	0.03	0	13	13	0	0	0
Australian Broadcasting Corporation	0	1	1	3	8	11	0	0	0	3	8	11	0.01	0.2	0.03	3	9	12	0	0	0
Australian Communications Authority	0	0	0	0	4	4	0	0	0	0	4	4	0	0.1	0.01	0	3	3	0	1	1
Australian Film Commission	0	0	0	0	0	0	0	0	0	0	0	0	0	0	0	0	0	0	0	0	0
Australian Film, Television and Radio School	0	0	0	0	0	0	0	0	0	0	0	0	0	0	0	0	0	0	0	0	0
Australian National Maritime Museum	0	0	0	0	0	0	0	0	0	0	0	0	0	0	0	0	0	0	0	0	0
Australian Postal Corporation	0	0	0	18	6	24	0	0	0	18	6	24	0.05	0.2	0.06	18	6	24	0	0	0
Australian Sports Commission	0	0	0	0	0	0	0	0	0	0	0	0	0	0	0	0	0	0	0	0	0
Australian Sports Drug Agency	0	0	0	0	1	1	0	0	0	0	1	1	0	0	0	0	1	1	0	0	0
Department of Communications, Information Technology and the Arts	0	4	4	0	8	8	0	3	3	0	11	11	0	0.3	0.03	0	14	14	0	1	1
Minister for Communications, Information Technology and the Arts	0	0	0	0	1	1	0	0	0	0	1	1	0	0	0	0	1	1	0	0	0
Minister for the Arts and Sport	0	0	0	0	0	0	0	0	0	0	0	0	0	0	0	0	0	0	0	0	0
National Archives of Australia	0	0	0	0	0	0	0	0	0	0	0	0	0	0	0	0	0	0	0	0	0

**KEY: P = Personal, O = Other, T = Total**

Request Numbers

AGENCY	On Hand 1st July			Requests Received from Applicant			Requests on Transfer			Total Requests Received			% Share of Total All Agencies Requests Received			Requests Finalised			On Hand 30th June		
	P	O	T	P	O	T	P	O	T	P	O	T	P	O	T	P	O	T	P	O	T
National Gallery of Australia	0	6	6	0	8	8	0	0	0	0	8	8	0	0.2	0.02	0	14	14	0	0	0
National Library of Australia	0	0	0	0	0	0	0	0	0	0	0	0	0	0	0	0	0	0	0	0	0
National Museum of Australia	0	0	0	0	0	0	0	0	0	0	0	0	0	0	0	0	0	0	0	0	0
National Office for the Information Economy	0	0	0	0	0	0	0	1	1	0	1	1	0	0	0	0	1	1	0	0	0
National Science and Technology Centre	0	0	0	0	0	0	0	0	0	0	0	0	0	0	0	0	0	0	0	0	0
ScreenSound Australia, the National Screen and Sound Archive	0	0	0	0	1	1	0	0	0	0	1	1	0	0	0	0	0	0	0	1	1
Special Broadcasting Service Corporation	0	0	0	0	1	1	0	0	0	0	1	1	0	0	0	0	0	0	0	1	1
Telstra Corporation Limited	3	7	10	542	191	733	0	0	0	542	191	733	1.62	5.1	1.97	540	188	728	5	10	15
<b>DEFENCE</b>																					
Army and Air Force Canteen Service Board T/A Frontline Defence Service	0	0	0	0	0	0	0	0	0	0	0	0	0	0	0	0	0	0	0	0	0
Australian Military Forces Relief Trust Fund	0	0	0	0	0	0	0	0	0	0	0	0	0	0	0	0	0	0	0	0	0
Australian War Memorial	0	0	0	0	0	0	0	0	0	0	0	0	0	0	0	0	0	0	0	0	0
Defence Force Retirement and Death Benefits Authority	0	0	0	97	0	97	0	0	0	97	0	97	0.29	0	0.26	97	0	97	0	0	0

**KEY: P = Personal, O = Other, T = Total**



Request Numbers

AGENCY	On Hand 1st July			Requests Received from Applicant			Requests on Transfer			Total Requests Received			% Share of Total All Agencies Requests Received			Requests Finalised			On Hand 30th June		
	P	O	T	P	O	T	P	O	T	P	O	T	P	O	T	P	O	T	P	O	T
Defence Housing Authority	0	0	0	1	0	1	0	0	0	1	0	1	0	0	0	1	0	1	0	0	0
Department of Defence	32	11	43	140	47	187	0	2	2	140	49	189	0.42	1.3	0.51	145	43	188	27	17	44
Department of Veterans' Affairs	609	2	611	13497	5	13502	6	0	6	13503	5	13508	40.4	0.1	36.3	13538	6	13544	574	1	575
Military Superannuation and Benefits Board of Trustees No.1	0	0	0	78	0	78	0	0	0	78	0	78	0.23	0	0.21	78	0	78	0	0	0
Minister for Defence	0	0	0	0	0	0	0	0	0	0	0	0	0	0	0	0	0	0	0	0	0
Minister for Veterans' Affairs	0	0	0	1	0	1	0	0	0	1	0	1	0	0	0	1	0	1	0	0	0
Office of Australian War Graves	0	0	0	0	0	0	0	0	0	0	0	0	0	0	0	0	0	0	0	0	0
Parliamentary Secretary to the Minister for Defence	0	0	0	0	0	0	0	0	0	0	0	0	0	0	0	0	0	0	0	0	0
RAAF Veterans' Residence Trust Fund	0	0	0	0	0	0	0	0	0	0	0	0	0	0	0	0	0	0	0	0	0
RAAF Welfare Trust Fund	0	0	0	0	0	0	0	0	0	0	0	0	0	0	0	0	0	0	0	0	0
RAN Central Canteens Fund	0	0	0	0	0	0	0	0	0	0	0	0	0	0	0	0	0	0	0	0	0
RAN Relief Trust Fund	0	0	0	0	0	0	0	0	0	0	0	0	0	0	0	0	0	0	0	0	0
Repatriation Commission	0	0	0	0	0	0	0	0	0	0	0	0	0	0	0	0	0	0	0	0	0
Veterans' Review Board	0	0	0	2	0	2	0	0	0	2	0	2	0.01	0	0.01	2	0	2	0	0	0

**KEY: P = Personal, O = Other, T = Total**

Request Numbers

AGENCY	On Hand 1st July			Requests Received from Applicant			Requests on Transfer			Total Requests Received			% Share of Total All Agencies Requests Received			Requests Finalised			On Hand 30th June		
	P	O	T	P	O	T	P	O	T	P	O	T	P	O	T	P	O	T	P	O	T
<b>EDUCATION, SCIENCE AND TRAINING</b>																					
Anglo-Australian Telescope Board	0	0	0	0	0	0	0	0	0	0	0	0	0	0	0	0	0	0	0	0	0
Australian Institute of Marine Science	0	0	0	0	0	0	0	0	0	0	0	0	0	0	0	0	0	0	0	0	0
Australian National Training Authority	0	0	0	0	1	1	1	0	1	1	1	2	0	0	0.01	1	1	2	0	0	0
Australian National University	0	0	0	3	0	3	0	0	0	3	0	3	0.01	0	0.01	3	0	3	0	0	0
Australian Nuclear Science and Technical Organisation	0	0	0	1	1	2	0	0	0	1	1	2	0	0	0.01	1	0	1	0	1	1
Commonwealth Scientific and Industrial Research Organisation (CSIRO)	0	0	0	7	17	24	0	0	0	7	17	24	0.02	0.5	0.06	7	17	24	0	0	0
Department of Education, Science and Training	4	3	7	6	12	18	0	2	2	6	14	20	0.02	0.4	0.05	9	14	23	1	3	4
Minister for Education, Science and Training	0	0	0	0	0	0	0	0	0	0	0	0	0	0	0	0	0	0	0	0	0
Minister for Science	0	0	0	0	0	0	0	0	0	0	0	0	0	0	0	0	0	0	0	0	0
<b>EMPLOYMENT AND WORKPLACE RELATIONS</b>																					
Australian Industrial Registry	0	0	0	0	0	0	0	0	0	0	0	0	0	0	0	0	0	0	0	0	0
Comcare	0	0	0	14	5	19	1	1	2	15	6	21	0.04	0.2	0.06	15	4	19	0	2	2
Defence Force Remuneration Tribunal	0	0	0	0	0	0	0	0	0	0	0	0	0	0	0	0	0	0	0	0	0

**KEY: P = Personal, O = Other, T = Total**

Request Numbers

AGENCY	On Hand 1st July			Requests Received from Applicant			Requests on Transfer			Total Requests Received			% Share of Total All Agencies Requests Received			Requests Finalised			On Hand 30th June		
	P	O	T	P	O	T	P	O	T	P	O	T	P	O	T	P	O	T	P	O	T
Department of Employment and Workplace Relations	0	3	3	52	12	64	3	1	4	55	13	68	0.16	0.3	0.18	51	12	63	4	4	8
Equal Opportunity for Women in the Workplace Agency	0	0	0	0	0	0	0	0	0	0	0	0	0	0	0	0	0	0	0	0	0
Minister for Employment and Workplace Relations	0	0	0	0	1	1	0	0	0	0	1	1	0	0	0	0	1	1	0	0	0
Minister for Employment Services	0	0	0	0	0	0	0	0	0	0	0	0	0	0	0	0	0	0	0	0	0
National Occupational Health and Safety Commission	0	0	0	0	0	0	0	0	0	0	0	0	0	0	0	0	0	0	0	0	0
Office of the Employment Advocate	0	0	0	0	1	1	0	0	0	0	1	1	0	0	0	0	1	1	0	0	0
Remuneration Tribunal	0	0	0	0	2	2	0	0	0	0	2	2	0	0.1	0.01	0	2	2	0	0	0
Seafarers Safety, Rehabilitation and Compensation Authority	0	0	0	0	0	0	0	0	0	0	0	0	0	0	0	0	0	0	0	0	0
<b>ENVIRONMENT AND HERITAGE</b>																					
Australian Heritage Commission	0	1	1	0	1	1	0	0	0	0	1	1	0	0	0	0	2	2	0	0	0
Bureau of Meteorology	0	0	0	1	0	1	0	0	0	1	0	1	0	0	0	1	0	1	0	0	0
Department of the Environment and Heritage	0	7	7	3	12	15	1	2	3	4	14	18	0.01	0.4	0.05	0	14	14	4	7	11
Great Barrier Reef Marine Park Authority	0	4	4	1	9	10	0	0	0	1	9	10	0	0.2	0.03	1	10	11	0	3	3

**KEY: P = Personal, O = Other, T = Total**

Request Numbers

AGENCY	On Hand 1st July			Requests Received from Applicant			Requests on Transfer			Total Requests Received			% Share of Total All Agencies Requests Received			Requests Finalised			On Hand 30th June		
	P	O	T	P	O	T	P	O	T	P	O	T	P	O	T	P	O	T	P	O	T
Minister for the Environment and Heritage	0	0	0	0	0	0	0	0	0	0	0	0	0	0	0	0	0	0	0	0	0
National Oceans Office	0	0	0	1	0	1	0	0	0	1	0	1	0	0	0	1	0	1	0	0	0
Parliamentary Secretary to the Minister for the Environment and Heritage	0	0	0	0	0	0	0	0	0	0	0	0	0	0	0	0	0	0	0	0	0
<b>FAMILY AND COMMUNITY SERVICES</b>																					
Australian Institute of Family Studies	0	0	0	0	0	0	0	0	0	0	0	0	0	0	0	0	0	0	0	0	0
Centrelink	395	0	395	7894	5	7899	4	0	4	7898	5	7903	23.6	0.1	21.3	7629	5	7634	664	0	664
Department of Family and Community Services	49	9	58	241	16	257	1	0	1	242	16	258	0.72	0.4	0.69	226	24	250	65	1	66
Minister for Children and Youth Affairs	0	0	0	0	0	0	0	0	0	0	0	0	0	0	0	0	0	0	0	0	0
Minister for Family and Community Services	0	0	0	1	0	1	0	0	0	1	0	1	0	0	0	1	0	1	0	0	0
Parliamentary Secretary to the Minister for Family and Community Services	0	0	0	0	0	0	0	0	0	0	0	0	0	0	0	0	0	0	0	0	0
Social Security Appeals Tribunal	0	0	0	1	0	1	0	0	0	1	0	1	0	0	0	1	0	1	0	0	0
<b>FINANCE AND ADMINISTRATION</b>																					
Australian Electoral Commission	0	1	1	6	7	13	0	1	1	6	8	14	0.02	0.2	0.04	6	9	15	0	0	0
Commissioner for Superannuation	0	0	0	0	0	0	0	0	0	0	0	0	0	0	0	0	0	0	0	0	0

**KEY:** P = Personal, O = Other, T = Total

Request Numbers

AGENCY	On Hand 1st July			Requests Received from Applicant			Requests on Transfer			Total Requests Received			% Share of Total All Agencies Requests Received			Requests Finalised			On Hand 30th June		
	P	O	T	P	O	T	P	O	T	P	O	T	P	O	T	P	O	T	P	O	T
Commonwealth Grants Commission	0	0	0	0	0	0	0	0	0	0	0	0	0	0	0	0	0	0	0	0	0
CSS Board	0	0	0	55	0	55	0	0	0	55	0	55	0.16	0	0.15	55	0	55	0	0	0
Department of Finance and Administration	1	5	6	1	29	30	0	5	5	1	34	35	0	0.9	0.09	2	32	34	0	7	7
Minister for Finance and Administration	0	0	0	0	0	0	0	0	0	0	0	0	0	0	0	0	0	0	0	0	0
Parliamentary Secretary to the Minister for Finance and Administration	0	0	0	0	0	0	0	0	0	0	0	0	0	0	0	0	0	0	0	0	0
PSS Board	0	0	0	44	0	44	0	0	0	44	0	44	0.13	0	0.12	44	0	44	0	0	0
Special Minister of State	0	0	0	0	0	0	0	0	0	0	0	0	0	0	0	0	0	0	0	0	0
<b>FOREIGN AFFAIRS AND TRADE</b>																					
Australia-Japan Foundation	0	0	0	0	0	0	0	0	0	0	0	0	0	0	0	0	0	0	0	0	0
Australian Centre for International Agricultural Research	0	0	0	0	0	0	0	0	0	0	0	0	0	0	0	0	0	0	0	0	0
Australian Trade Commission (Austrade)	0	0	0	11	0	11	0	0	0	11	0	11	0.03	0	0.03	11	0	11	0	0	0
Department of Foreign Affairs and Trade	6	6	12	31	18	49	3	0	3	34	18	52	0.1	0.5	0.14	38	20	58	2	4	6
Export Finance and Insurance Corporation	0	0	0	0	0	0	0	0	0	0	0	0	0	0	0	0	0	0	0	0	0
Minister for Foreign Affairs	0	0	0	0	0	0	0	0	0	0	0	0	0	0	0	0	0	0	0	0	0

**KEY: P = Personal, O = Other, T = Total**

Request Numbers

AGENCY	On Hand 1st July			Requests Received from Applicant			Requests on Transfer			Total Requests Received			% Share of Total All Agencies Requests Received			Requests Finalised			On Hand 30th June		
	P	O	T	P	O	T	P	O	T	P	O	T	P	O	T	P	O	T	P	O	T
Minister for Trade	0	0	0	0	0	0	0	0	0	0	0	0	0	0	0	0	0	0	0	0	0
Parliamentary Secretary to the Minister for Foreign Affairs	0	0	0	0	0	0	0	0	0	0	0	0	0	0	0	0	0	0	0	0	0
<b>HEALTH AND AGEING</b>																					
Acute Care Advisory Committee	0	0	0	0	0	0	0	0	0	0	0	0	0	0	0	0	0	0	0	0	0
Aged Care Commissioner of Complaints	0	0	0	0	1	1	0	0	0	0	1	1	0	0	0	0	1	1	0	0	0
Aged Care Complaints Resolution Committees	0	0	0	0	0	0	0	0	0	0	0	0	0	0	0	0	0	0	0	0	0
Aged Care Planning Advisory Committees	0	0	0	0	0	0	0	0	0	0	0	0	0	0	0	0	0	0	0	0	0
Aged Care Residential Care Standards Review Committees	0	0	0	0	0	0	0	0	0	0	0	0	0	0	0	0	0	0	0	0	0
Australian Community Pharmacy Authority	0	0	0	0	0	0	0	0	0	0	0	0	0	0	0	0	0	0	0	0	0
Australian Drug Evaluation Committee	0	0	0	0	0	0	0	0	0	0	0	0	0	0	0	0	0	0	0	0	0
Australian Hearing	0	0	0	0	0	0	0	0	0	0	0	0	0	0	0	0	0	0	0	0	0
Australian Institute of Health and Welfare	0	0	0	0	0	0	0	0	0	0	0	0	0	0	0	0	0	0	0	0	0
Australian Radiation Protection and Nuclear Safety Agency	0	0	0	0	0	0	0	1	1	0	1	1	0	0	0	0	1	1	0	0	0

**KEY: P = Personal, O = Other, T = Total**

Request Numbers

AGENCY	On Hand 1st July			Requests Received from Applicant			Requests on Transfer			Total Requests Received			% Share of Total All Agencies Requests Received			Requests Finalised			On Hand 30th June		
	P	O	T	P	O	T	P	O	T	P	O	T	P	O	T	P	O	T	P	O	T
Complementary Medicines Evaluation Committee	0	0	0	0	0	0	0	0	0	0	0	0	0	0	0	0	0	0	0	0	0
Department of Health and Ageing	2	19	21	1	93	94	3	7	10	4	100	104	0.01	2.7	0.28	6	96	102	0	23	23
Food Standards Australia New Zealand	0	3	3	0	2	2	0	0	0	0	2	2	0	0.1	0.01	0	5	5	0	0	0
Gene Technology Regulator	0	0	0	0	0	0	0	0	0	0	0	0	0	0	0	0	0	0	0	0	0
General Practice Recognition Appeal Committee	0	0	0	0	0	0	0	0	0	0	0	0	0	0	0	0	0	0	0	0	0
General Practice Recognition Eligibility Committee	0	0	0	0	0	0	0	0	0	0	0	0	0	0	0	0	0	0	0	0	0
Health Insurance Commission	3	0	3	13	0	13	1	0	1	14	0	14	0.04	0	0.04	16	0	16	1	0	1
Medical Benefits (Dental Practitioners) Advisory Committee	0	0	0	0	0	0	0	0	0	0	0	0	0	0	0	0	0	0	0	0	0
Medical Benefits (Dental Practitioners) Appeal Committee	0	0	0	0	0	0	0	0	0	0	0	0	0	0	0	0	0	0	0	0	0
Medical Training Review Panel	0	0	0	0	0	0	0	0	0	0	0	0	0	0	0	0	0	0	0	0	0
Medicare Benefits Advisory Committee	0	0	0	0	0	0	0	0	0	0	0	0	0	0	0	0	0	0	0	0	0
Medicare Participation Review Committees	0	0	0	0	0	0	0	0	0	0	0	0	0	0	0	0	0	0	0	0	0
Medicines Evaluation Committee	0	0	0	0	0	0	0	0	0	0	0	0	0	0	0	0	0	0	0	0	0
Minister for Ageing	0	0	0	0	0	0	0	0	0	0	0	0	0	0	0	0	0	0	0	0	0
Minister for Health and Ageing	0	0	0	0	0	0	0	0	0	0	0	0	0	0	0	0	0	0	0	0	0

**KEY: P = Personal, O = Other, T = Total**

Request Numbers

AGENCY	On Hand 1st July			Requests Received from Applicant			Requests on Transfer			Total Requests Received			% Share of Total All Agencies Requests Received			Requests Finalised			On Hand 30th June		
	P	O	T	P	O	T	P	O	T	P	O	T	P	O	T	P	O	T	P	O	T
National Drugs and Poisons Schedule Committee	0	0	0	0	2	2	0	0	0	0	2	2	0	0.1	0.01	0	2	2	0	0	0
National Health and Medical Research Council	0	0	0	0	1	1	0	0	0	0	1	1	0	0	0	0	0	0	0	1	1
National Pathology Accreditation Advisory Council	0	0	0	0	0	0	0	0	0	0	0	0	0	0	0	0	0	0	0	0	0
Nursing Homes Fee Review Committees of Inquiry	0	0	0	0	0	0	0	0	0	0	0	0	0	0	0	0	0	0	0	0	0
Overseas Specialist Advisory Committees - All States/Territories	0	0	0	0	0	0	0	0	0	0	0	0	0	0	0	0	0	0	0	0	0
Parliamentary Secretary to the Minister for Health and Ageing	0	0	0	0	0	0	0	0	0	0	0	0	0	0	0	0	0	0	0	0	0
Pathology Services Table Committee	0	0	0	0	0	0	0	0	0	0	0	0	0	0	0	0	0	0	0	0	0
Pharmaceutical Benefits Advisory Committee	0	0	0	0	0	0	0	0	0	0	0	0	0	0	0	0	0	0	0	0	0
Pharmaceutical Benefits Remuneration Tribunal	0	0	0	0	0	0	0	0	0	0	0	0	0	0	0	0	0	0	0	0	0
Pharmaceutical Services Committees of Inquiry	0	0	0	0	0	0	0	0	0	0	0	0	0	0	0	0	0	0	0	0	0
Private Health Insurance Administration Council	0	0	0	0	0	0	0	0	0	0	0	0	0	0	0	0	0	0	0	0	0
Private Health Insurance Ombudsman	0	0	0	0	0	0	0	0	0	0	0	0	0	0	0	0	0	0	0	0	0
Professional Services Review Scheme	0	0	0	0	0	0	0	0	0	0	0	0	0	0	0	0	0	0	0	0	0

**KEY: P = Personal, O = Other, T = Total**



Request Numbers

AGENCY	On Hand 1st July			Requests Received from Applicant			Requests on Transfer			Total Requests Received			% Share of Total All Agencies Requests Received			Requests Finalised			On Hand 30th June		
	P	O	T	P	O	T	P	O	T	P	O	T	P	O	T	P	O	T	P	O	T
Registration Committee	0	0	0	0	0	0	0	0	0	0	0	0	0	0	0	0	0	0	0	0	0
Specialist Recognition Advisory Committees	0	0	0	0	0	0	0	0	0	0	0	0	0	0	0	0	0	0	0	0	0
Specialist Recognition Appeal Committees	0	0	0	0	0	0	0	0	0	0	0	0	0	0	0	0	0	0	0	0	0
Therapeutic Device Evaluation Committee	0	0	0	0	0	0	0	0	0	0	0	0	0	0	0	0	0	0	0	0	0
Therapeutic Goods Advertising Codes Council	0	0	0	0	0	0	0	0	0	0	0	0	0	0	0	0	0	0	0	0	0
Therapeutic Goods Committee	0	0	0	0	0	0	0	0	0	0	0	0	0	0	0	0	0	0	0	0	0
Therapeutic Goods Complaints Resolution Panel	0	0	0	0	0	0	0	0	0	0	0	0	0	0	0	0	0	0	0	0	0
<b>IMMIGRATION AND MULTICULTURAL AND INDIGENOUS AFFAIRS</b>																					
Aboriginal and Torres Strait Islander Commission	0	5	5	0	25	25	0	1	1	0	26	26	0	0.7	0.07	0	27	27	0	4	4
Aboriginal Hostels Limited	0	0	0	0	0	0	0	0	0	0	0	0	0	0	0	0	0	0	0	0	0
Aboriginals Benefit Account Advisory Committee	0	0	0	0	0	0	0	0	0	0	0	0	0	0	0	0	0	0	0	0	0
Australian Institute of Aboriginal and Torres Strait Islander Studies	0	0	0	0	0	0	0	0	0	0	0	0	0	0	0	0	0	0	0	0	0

**KEY: P = Personal, O = Other, T = Total**

Request Numbers

AGENCY	On Hand 1st July			Requests Received from Applicant			Requests on Transfer			Total Requests Received			% Share of Total All Agencies Requests Received			Requests Finalised			On Hand 30th June		
	P	O	T	P	O	T	P	O	T	P	O	T	P	O	T	P	O	T	P	O	T
Department of Immigration and Multicultural and Indigenous Affairs	957	216	1173	9278	1277	10555	9	3	12	9287	1280	10567	27.8	34	28.4	9343	1236	10579	901	260	1161
Indigenous Land Corporation	0	0	0	0	0	0	0	0	0	0	0	0	0	0	0	0	0	0	0	0	0
Migration Review Tribunal	0	0	0	98	0	98	7	0	7	105	0	105	0.31	0	0.28	95	0	95	10	0	10
Minister for Citizenship and Multicultural Affairs	0	0	0	0	0	0	0	0	0	0	0	0	0	0	0	0	0	0	0	0	0
Minister for Immigration and Multicultural and Indigenous Affairs	0	0	0	0	0	0	0	0	0	0	0	0	0	0	0	0	0	0	0	0	0
Office of Evaluation and Audit	0	0	0	0	0	0	0	0	0	0	0	0	0	0	0	0	0	0	0	0	0
Refugee Review Tribunal	33	0	33	566	0	566	389	0	389	955	0	955	2.86	0	2.57	964	0	964	24	0	24
Registrar of Aboriginal Corporations	0	4	4	0	4	4	0	0	0	0	4	4	0	0.1	0.01	0	3	3	0	5	5
Torres Strait Regional Authority	0	0	0	0	0	0	0	0	0	0	0	0	0	0	0	0	0	0	0	0	0
<b>INDUSTRY, TOURISM AND RESOURCES</b>																					
Australian Tourist Commission	0	0	0	0	0	0	0	0	0	0	0	0	0	0	0	0	0	0	0	0	0
Department of Industry, Tourism and Resources	0	4	4	0	15	15	0	1	1	0	16	16	0	0.4	0.04	0	13	13	0	7	7
Designs Office	0	0	0	0	6	6	0	0	0	0	6	6	0	0.2	0.02	0	5	5	0	1	1
Joint Coal Board	0	0	0	0	0	0	0	0	0	0	0	0	0	0	0	0	0	0	0	0	0

**KEY: P = Personal, O = Other, T = Total**

Request Numbers

AGENCY	On Hand 1st July			Requests Received from Applicant			Requests on Transfer			Total Requests Received			% Share of Total All Agencies Requests Received			Requests Finalised			On Hand 30th June		
	P	O	T	P	O	T	P	O	T	P	O	T	P	O	T	P	O	T	P	O	T
Minister for Industry, Tourism and Resources	0	0	0	0	0	0	0	0	0	0	0	0	0	0	0	0	0	0	0	0	0
Minister for Small Business and Tourism	0	0	0	0	0	0	0	0	0	0	0	0	0	0	0	0	0	0	0	0	0
National Standards Commission	0	0	0	0	0	0	0	0	0	0	0	0	0	0	0	0	0	0	0	0	0
Offshore Minerals Joint Authority - All States	0	0	0	0	0	0	0	0	0	0	0	0	0	0	0	0	0	0	0	0	0
Parliamentary Secretary to the Minister for Industry, Tourism and Resources	0	0	0	0	0	0	0	0	0	0	0	0	0	0	0	0	0	0	0	0	0
Patent Office	0	3	3	0	89	89	0	0	0	0	89	89	0	2.4	0.24	0	92	92	0	0	0
Professional Standards Board for Patent and Trade Marks Attorneys	0	0	0	0	0	0	0	0	0	0	0	0	0	0	0	0	0	0	0	0	0
Snowy Mountains Hydro-Electric Authority	0	0	0	1	0	1	0	0	0	1	0	1	0	0	0	1	0	1	0	0	0
Trade Marks Office	0	10	10	0	761	761	0	0	0	0	761	761	0	20	2.05	0	752	752	0	19	19
<b>PRIME MINISTER AND CABINET</b>																					
Australian Public Service Commission	0	0	0	0	0	0	0	0	0	0	0	0	0	0	0	0	0	0	0	0	0
Commonwealth Ombudsman	2	0	2	23	2	25	3	0	3	26	2	28	0.08	0.1	0.08	28	2	30	0	0	0
Department of the Prime Minister and Cabinet	1	3	4	4	16	20	0	3	3	4	19	23	0.01	0.5	0.06	4	18	22	1	4	5

**KEY: P = Personal, O = Other, T = Total**

Request Numbers

AGENCY	On Hand 1st July			Requests Received from Applicant			Requests on Transfer			Total Requests Received			% Share of Total All Agencies Requests Received			Requests Finalised			On Hand 30th June		
	P	O	T	P	O	T	P	O	T	P	O	T	P	O	T	P	O	T	P	O	T
Merit Protection Commissioner	0	0	0	6	0	6	2	1	3	8	1	9	0.02	0	0.02	7	0	7	1	1	2
Official Secretary to the Governor-General	0	0	0	0	2	2	0	1	1	0	3	3	0	0.1	0.01	0	3	3	0	0	0
Parliamentary Secretary to Cabinet	0	0	0	0	0	0	0	0	0	0	0	0	0	0	0	0	0	0	0	0	0
Parliamentary Secretary to the Prime Minister	0	0	0	0	0	0	0	0	0	0	0	0	0	0	0	0	0	0	0	0	0
Prime Minister	0	1	1	0	2	2	1	1	2	1	3	4	0	0.1	0.01	1	3	4	0	1	1
<b>RECONCILIATION AND ABORIGINAL AND TORRES STRAIT ISLANDER AFFAIRS</b>																					
Department of Reconciliation and Aboriginal and Torres Strait Islander Affairs	0	1	1	0	2	2	0	1	1	0	3	3	0	0.1	0.01	0	4	4	0	0	0
<b>TRANSPORT AND REGIONAL SERVICES</b>																					
Airservices Australia	4	0	4	8	11	19	0	1	1	8	12	20	0.02	0.3	0.05	12	11	23	0	1	1
Albury-Wodonga Development Corporation	0	0	0	0	1	1	0	0	0	0	1	1	0	0	0	0	1	1	0	0	0
Australian Maritime College	0	0	0	0	0	0	0	0	0	0	0	0	0	0	0	0	0	0	0	0	0
Australian Maritime Safety Authority	0	2	2	0	9	9	0	2	2	0	11	11	0	0.3	0.03	0	12	12	0	1	1
Civil Aviation Safety Authority	0	8	8	10	76	86	0	1	1	10	77	87	0.03	2	0.23	8	82	90	2	3	5

**KEY: P = Personal, O = Other, T = Total**

Request Numbers

AGENCY	On Hand 1st July			Requests Received from Applicant			Requests on Transfer			Total Requests Received			% Share of Total All Agencies Requests Received			Requests Finalised			On Hand 30th June		
	P	O	T	P	O	T	P	O	T	P	O	T	P	O	T	P	O	T	P	O	T
Department of Transport and Regional Services	0	15	15	0	80	80	0	3	3	0	83	83	0	2.2	0.22	0	78	78	0	20	20
Minister for Transport and Regional Services	0	0	0	0	1	1	0	1	1	0	2	2	0	0.1	0.01	0	0	0	0	2	2
National Capital Authority	0	0	0	0	2	2	0	0	0	0	2	2	0	0.1	0.01	0	2	2	0	0	0
Parliamentary Secretary to the Minister for Transport and Regional Services	0	0	0	0	0	0	0	0	0	0	0	0	0	0	0	0	0	0	0	0	0
<b>TREASURY</b>																					
Assistant Treasurer	0	0	0	0	0	0	0	0	0	0	0	0	0	0	0	0	0	0	0	0	0
Australian Accounting Standards Board	0	0	0	0	0	0	0	0	0	0	0	0	0	0	0	0	0	0	0	0	0
Australian Bureau of Statistics	0	0	0	0	0	0	0	0	0	0	0	0	0	0	0	0	0	0	0	0	0
Australian Competition and Consumer Commission	0	3	3	0	34	34	0	1	1	0	35	35	0	0.9	0.09	0	30	30	0	8	8
Australian Competition Tribunal	0	0	0	0	0	0	0	0	0	0	0	0	0	0	0	0	0	0	0	0	0
Australian Prudential Regulation Authority	0	2	2	1	14	15	0	3	3	1	17	18	0	0.5	0.05	0	17	17	1	2	3
Australian Securities and Investments Commission	0	8	8	16	33	49	0	1	1	16	34	50	0.05	0.9	0.13	11	35	46	5	7	12
Australian Statistics Advisory Council	0	0	0	0	0	0	0	0	0	0	0	0	0	0	0	0	0	0	0	0	0
Australian Taxation Office	0	250	250	6	469	475	0	0	0	6	469	475	0.02	12	1.28	6	450	456	0	269	269
Companies Auditors and Liquidators Disciplinary Board	0	0	0	0	0	0	0	0	0	0	0	0	0	0	0	0	0	0	0	0	0

**KEY: P = Personal, O = Other, T = Total**

Request Numbers

AGENCY	On Hand 1st July			Requests Received from Applicant			Requests on Transfer			Total Requests Received			% Share of Total All Agencies Requests Received			Requests Finalised			On Hand 30th June		
	P	O	T	P	O	T	P	O	T	P	O	T	P	O	T	P	O	T	P	O	T
Corporations and Markets Advisory Committee	0	0	0	0	0	0	0	0	0	0	0	0	0	0	0	0	0	0	0	0	0
Department of the Treasury	0	3	3	4	24	28	1	1	2	5	25	30	0.02	0.7	0.08	4	22	26	1	6	7
Financial Reporting Council	0	0	0	0	0	0	0	0	0	0	0	0	0	0	0	0	0	0	0	0	0
Minister for Revenue and Assistant Treasurer	0	0	0	0	0	0	0	0	0	0	0	0	0	0	0	0	0	0	0	0	0
National Competition Council	0	0	0	0	0	0	0	0	0	0	0	0	0	0	0	0	0	0	0	0	0
Parliamentary Secretary to the Treasurer	0	0	0	0	0	0	0	0	0	0	0	0	0	0	0	0	0	0	0	0	0
Productivity Commission	0	0	0	0	0	0	0	0	0	0	0	0	0	0	0	0	0	0	0	0	0
Reserve Bank of Australia	0	0	0	0	8	8	0	1	1	0	9	9	0	0.2	0.02	0	7	7	0	2	2
Superannuation Complaints Tribunal	0	0	0	0	0	0	0	0	0	0	0	0	0	0	0	0	0	0	0	0	0
Tax Agents' Board (NSW)	0	0	0	1	0	1	0	0	0	1	0	1	0	0	0	1	0	1	0	0	0
Tax Agents' Board (QLD)	0	0	0	0	0	0	0	0	0	0	0	0	0	0	0	0	0	0	0	0	0
Tax Agents' Board (SA)	0	0	0	0	0	0	0	0	0	0	0	0	0	0	0	0	0	0	0	0	0
Tax Agents' Board (TAS)	0	0	0	0	0	0	0	0	0	0	0	0	0	0	0	0	0	0	0	0	0
Tax Agents' Board (VIC)	0	0	0	0	0	0	0	0	0	0	0	0	0	0	0	0	0	0	0	0	0
Tax Agents' Board (WA)	0	0	0	0	0	0	0	0	0	0	0	0	0	0	0	0	0	0	0	0	0
Treasurer	0	0	0	0	0	0	0	0	0	0	0	0	0	0	0	0	0	0	0	0	0
<b>TOTAL</b>	2147	648	2795	32963	3702	36665	440	64	504	33403	3766	37169	100	100	100	33214	3665	36879	2336	749	3085

**KEY: P = Personal, O = Other, T = Total**

Action on Requests

**Appendix B: Action on Requests — [P = Personal, O = Other, T = Total]**

AGENCY	Granted in Full			% of Total	Granted in Part			% of Total	Access Refused			% of Total	Transferred in Whole			Withdrawn			Total Determined		
	P	O	T		P	O	T		P	O	T		P	O	T	P	O	T	P	O	T
<b>AGRICULTURE, FISHERIES AND FORESTRY AUSTRALIA</b>																					
Australian Dairy Corporation	0	0	0	0	0	0	0	0	0	0	0	0	0	0	0	1	0	1	0	0	0
Australian Fisheries Management Authority	0	2	2	100	0	0	0	0	0	0	0	0	0	0	0	0	0	0	0	2	2
Dairy Adjustment Authority	0	0	0	0	1	0	1	100	0	0	0	0	0	0	0	0	1	1	1	0	1
Department of Agriculture, Fisheries and Forestry Australia	0	2	2	14.29	0	10	10	71.43	0	2	2	14.29	0	0	0	0	7	7	0	14	14
National Registration Authority for Agricultural and Veterinary Chemicals	0	1	1	33.33	0	2	2	66.67	0	0	0	0	0	0	0	0	2	2	0	3	3
Wheat Export Authority	0	0	0	0	0	0	0	0	0	1	1	100	0	0	0	0	1	1	0	1	1
<b>ATTORNEY-GENERAL'S</b>																					
Administrative Appeals Tribunal	1	1	2	40	0	0	0	0	1	2	3	60	0	0	0	0	0	0	2	3	5
Attorney-General's Department	10	8	18	43.9	4	1	5	12.2	9	9	18	43.9	5	5	10	2	1	3	23	18	41
Australian Customs Service	9	16	25	37.88	8	17	25	37.88	3	13	16	24.24	0	0	0	1	4	5	20	46	66
Australian Federal Police	5	1	6	7.89	12	23	35	46.05	21	14	35	46.05	0	0	0	24	26	50	38	38	76
Australian Transaction Reports and Analysis Centre (AUSTRAC)	23	0	23	62.16	4	0	4	10.81	10	0	10	27.03	0	0	0	0	0	0	37	0	37
Classification Review Board	0	0	0	0	0	1	1	100	0	0	0	0	0	0	0	0	0	0	0	1	1

**KEY: P = Personal, O = Other, T = Total**

Action on Requests

AGENCY	Granted in Full			% of Total	Granted in Part			% of Total	Access Refused			% of Total	Transferred in Whole			Withdrawn			Total Determined		
	P	O	T		P	O	T		P	O	T		P	O	T	P	O	T	P	O	T
Director of Public Prosecutions	0	0	0	0	4	2	6	100	0	0	0	0	1	0	1	0	0	0	4	2	6
Family Court of Australia	0	0	0	0	0	0	0	0	1	0	1	100	0	0	0	0	0	0	1	0	1
Federal Court of Australia	0	0	0	0	0	0	0	0	1	0	1	100	0	0	0	0	0	0	1	0	1
High Court of Australia	1	2	3	75	0	1	1	25	0	0	0	0	0	0	0	0	0	0	1	3	4
Human Rights and Equal Opportunity Commission	7	0	7	63.64	2	0	2	18.18	1	1	2	18.18	0	0	0	1	1	2	10	1	11
Insolvency and Trustee Service Australia	1	0	1	100	0	0	0	0	0	0	0	0	0	0	0	1	0	1	1	0	1
National Crime Authority	0	0	0	0	1	1	2	40	1	2	3	60	0	0	0	0	0	0	2	3	5
National Native Title Tribunal	0	1	1	33.33	0	2	2	66.67	0	0	0	0	0	0	0	0	0	0	0	3	3
Office of Film and Literature Classification	0	1	1	50	0	1	1	50	0	0	0	0	0	0	0	0	0	0	0	2	2
Office of the Federal Privacy Commissioner	3	0	3	75	1	0	1	25	0	0	0	0	0	0	0	0	0	0	4	0	4
<b>COMMUNICATIONS, INFORMATION TECHNOLOGY AND THE ARTS</b>																					
Australian Broadcasting Authority	0	5	5	62.5	0	3	3	37.5	0	0	0	0	0	0	0	0	5	5	0	8	8
Australian Broadcasting Corporation	0	2	2	18.18	3	3	6	54.55	0	3	3	27.27	0	0	0	0	1	1	3	8	11
Australian Communications Authority	0	2	2	100	0	0	0	0	0	0	0	0	0	0	0	1	1	0	2	2	
Australian Postal Corporation	10	0	10	41.67	5	1	6	25	3	5	8	33.33	0	0	0	0	0	0	18	6	24

**KEY: P = Personal, O = Other, T = Total**



Action on Requests

AGENCY	Granted in Full			% of Total	Granted in Part			% of Total	Access Refused			% of Total	Transferred in Whole			Withdrawn			Total Determined		
	P	O	T		P	O	T		P	O	T		P	O	T	P	O	T	P	O	T
Australian Sports Drug Agency	0	0	0	0	0	0	0	0	0	1	1	100	0	0	0	0	0	0	0	1	1
Department of Communications, Information Technology and the Arts	0	7	7	53.85	0	2	2	15.38	0	4	4	30.77	0	1	1	0	0	0	0	13	13
Minister for Communications, Information Technology and the Arts	0	0	0	0	0	1	1	100	0	0	0	0	0	0	0	0	0	0	0	1	1
National Gallery of Australia	0	2	2	16.67	0	8	8	66.67	0	2	2	16.67	0	0	0	0	2	2	0	12	12
National Office for the Information Economy	0	0	0	0	0	1	1	100	0	0	0	0	0	0	0	0	0	0	0	1	1
Telstra Corporation Limited	319	78	397	60.98	76	41	117	17.97	89	48	137	21.04	0	0	0	56	21	77	484	167	651
<b>DEFENCE</b>																					
Defence Force Retirement and Death Benefits Authority	91	0	91	93.81	0	0	0	0	6	0	6	6.19	0	0	0	0	0	0	97	0	97
Defence Housing Authority	1	0	1	100	0	0	0	0	0	0	0	0	0	0	0	0	0	0	1	0	1
Department of Defence	80	17	97	58.08	36	12	48	28.74	17	5	22	13.17	0	0	0	12	9	21	133	34	167
Department of Veterans' Affairs	13273	1	13274	99.7	16	2	18	0.14	21	1	22	0.17	5	1	6	223	1	224	13310	4	13314
Military Superannuation and Benefits Board of Trustees No.1	77	0	77	98.72	1	0	1	1.28	0	0	0	0	0	0	0	0	0	0	78	0	78
Minister for Veterans' Affairs	0	0	0	0	0	0	0	0	1	0	1	100	0	0	0	0	0	0	1	0	1
Veterans' Review Board	1	0	1	50	1	0	1	50	0	0	0	0	0	0	0	0	0	0	2	0	2

**KEY: P = Personal, O = Other, T = Total**

Action on Requests

AGENCY	Granted in Full			% of Total	Granted in Part			% of Total	Access Refused			% of Total	Transferred in Whole			Withdrawn			Total Determined		
	P	O	T		P	O	T		P	O	T		P	O	T	P	O	T	P	O	T
<b>EDUCATION, SCIENCE AND TRAINING</b>																					
Australian National Training Authority	1	1	2	100	0	0	0	0	0	0	0	0	0	0	0	0	0	0	1	1	2
Australian National University	3	0	3	100	0	0	0	0	0	0	0	0	0	0	0	0	0	0	3	0	3
Australian Nuclear Science and Technical Organisation	0	0	0	0	0	0	0	0	1	0	1	100	0	0	0	0	0	0	1	0	1
Commonwealth Scientific and Industrial Research Organisation (CSIRO)	1	4	5	26.32	3	4	7	36.84	0	7	7	36.84	0	0	0	3	2	5	4	15	19
Department of Education, Science and Training	2	7	9	47.37	3	2	5	26.32	3	2	5	26.32	0	0	0	1	3	4	8	11	19
<b>EMPLOYMENT AND WORKPLACE RELATIONS</b>																					
Comcare	11	4	15	78.95	0	0	0	0	4	0	4	21.05	0	0	0	0	0	0	15	4	19
Department of Employment and Workplace Relations	23	4	27	54	9	4	13	26	8	2	10	20	3	1	4	8	1	9	40	10	50
Minister for Employment and Workplace Relations	0	0	0	0	0	0	0	0	0	0	0	0	0	1	1	0	0	0	0	0	0
Office of the Employment Advocate	0	1	1	100	0	0	0	0	0	0	0	0	0	0	0	0	0	0	0	1	1
Remuneration Tribunal	0	0	0	0	0	1	1	50	0	1	1	50	0	0	0	0	0	0	0	2	2

**KEY:** P = Personal, O = Other, T = Total

Action on Requests

AGENCY	Granted in Full			% of Total	Granted in Part			% of Total	Access Refused			% of Total	Transferred in Whole			Withdrawn			Total Determined		
	P	O	T		P	O	T		P	O	T		P	O	T	P	O	T	P	O	T
<b>ENVIRONMENT AND HERITAGE</b>																					
Australian Heritage Commission	0	0	0	0	0	2	2	100	0	0	0	0	0	0	0	0	0	0	0	2	2
Bureau of Meteorology	0	0	0	0	1	0	1	100	0	0	0	0	0	0	0	0	0	0	1	0	1
Department of the Environment and Heritage	0	1	1	12.5	0	4	4	50	0	3	3	37.5	0	2	2	0	4	4	0	8	8
Great Barrier Reef Marine Park Authority	0	2	2	25	1	5	6	75	0	0	0	0	0	0	0	0	3	3	1	7	8
National Oceans Office	1	0	1	100	0	0	0	0	0	0	0	0	0	0	0	0	0	0	1	0	1
<b>FAMILY AND COMMUNITY SERVICES</b>																					
Centrelink	4556	4	4560	61.42	2047	0	2047	27.57	816	1	817	11	3	0	3	207	0	207	7419	5	7424
Department of Family and Community Services	57	6	63	27.88	148	2	150	66.37	7	6	13	5.75	1	4	5	13	6	19	212	14	226
Minister for Family and Community Services	0	0	0	0	0	0	0	0	0	0	0	0	1	0	1	0	0	0	0	0	0
Social Security Appeals Tribunal	1	0	1	100	0	0	0	0	0	0	0	0	0	0	0	0	0	0	1	0	1

**KEY:** P = Personal, O = Other, T = Total

Action on Requests

AGENCY	Granted in Full			% of Total	Granted in Part			% of Total	Access Refused			% of Total	Transferred in Whole			Withdrawn			Total Determined		
	P	O	T		P	O	T		P	O	T		P	O	T	P	O	T	P	O	T
<b>FINANCE AND ADMINISTRATION</b>																					
Australian Electoral Commission	3	5	8	57.14	0	0	0	0	2	4	6	42.86	0	0	0	1	0	1	5	9	14
CSS Board	53	0	53	96.36	0	0	0	0	2	0	2	3.64	0	0	0	0	0	0	55	0	55
Department of Finance and Administration	2	10	12	54.55	0	3	3	13.64	0	7	7	31.82	0	1	1	0	11	11	2	20	22
PSS Board	44	0	44	100	0	0	0	0	0	0	0	0	0	0	0	0	0	0	44	0	44
<b>FOREIGN AFFAIRS AND TRADE</b>																					
Australian Trade Commission (Austrade)	6	0	6	54.55	1	0	1	9.09	4	0	4	36.36	0	0	0	0	0	0	11	0	11
Department of Foreign Affairs and Trade	11	3	14	30.43	14	9	23	50	7	2	9	19.57	0	1	1	6	5	11	32	14	46
<b>HEALTH AND AGEING</b>																					
Aged Care Commissioner of Complaints	0	0	0	0	0	1	1	100	0	0	0	0	0	0	0	0	0	0	0	1	1
Australian Radiation Protection and Nuclear Safety Agency	0	1	1	100	0	0	0	0	0	0	0	0	0	0	0	0	0	0	0	1	1
Department of Health and Ageing	2	21	23	28.75	1	39	40	50	1	16	17	21.25	2	1	3	0	19	19	4	76	80
Food Standards Australia New Zealand	0	2	2	66.67	0	1	1	33.33	0	0	0	0	0	0	0	0	2	2	0	3	3

**KEY: P = Personal, O = Other, T = Total**

Action on Requests

AGENCY	Granted in Full			% of Total	Granted in Part			% of Total	Access Refused			% of Total	Transferred in Whole			Withdrawn			Total Determined		
	P	O	T		P	O	T		P	O	T		P	O	T	P	O	T	P	O	T
Health Insurance Commission	0	0	0	0	10	0	10	71.43	4	0	4	28.57	0	0	0	2	0	2	14	0	14
National Drugs and Poisons Schedule Committee	0	1	1	50	0	1	1	50	0	0	0	0	0	0	0	0	0	0	0	2	2
<b>IMMIGRATION AND MULTICULTURAL AND INDIGENOUS AFFAIRS</b>																					
Aboriginal and Torres Strait Islander Commission	0	5	5	26.32	0	11	11	57.89	0	3	3	15.79	0	0	0	0	8	8	0	19	19
Department of Immigration & Multicultural & Indigenous Affairs	5687	818	6505	65.61	2611	264	2875	29	478	57	535	5.4	155	11	166	412	86	498	8776	1139	9915
Migration Review Tribunal	65	0	65	86.67	10	0	10	13.33	0	0	0	0	0	0	0	20	0	20	75	0	75
Refugee Review Tribunal	583	0	583	65.43	303	0	303	34.01	5	0	5	0.56	38	0	38	35	0	35	891	0	891
Registrar of Aboriginal Corporations	0	1	1	50	0	1	1	50	0	0	0	0	0	0	0	0	1	1	0	2	2
<b>INDUSTRY, TOURISM AND RESOURCES</b>																					
Department of Industry, Tourism and Resources	0	2	2	33.33	0	4	4	66.67	0	0	0	0	0	1	1	0	6	6	0	6	6
Designs Office	0	5	5	100	0	0	0	0	0	0	0	0	0	0	0	0	0	0	0	5	5
Patent Office	0	88	88	98.88	0	1	1	1.12	0	0	0	0	0	0	0	0	3	3	0	89	89
Snowy Mountains Hydro-Electric Authority	0	0	0	0	1	0	1	100	0	0	0	0	0	0	0	0	0	0	1	0	1

**KEY: P = Personal, O = Other, T = Total**

Action on Requests

AGENCY	Granted in Full			% of Total	Granted in Part			% of Total	Access Refused			% of Total	Transferred in Whole			Withdrawn			Total Determined		
	P	O	T		P	O	T		P	O	T		P	O	T	P	O	T	P	O	T
Trade Marks Office	0	537	537	71.79	0	211	211	28.21	0	0	0	0	0	1	1	0	3	3	0	748	748
<b>PRIME MINISTER AND CABINET</b>																					
Commonwealth Ombudsman	15	1	16	59.26	11	0	11	40.74	0	0	0	0	0	0	0	2	1	3	26	1	27
Department of the Prime Minister and Cabinet	0	4	4	23.53	1	7	8	47.06	1	4	5	29.41	2	0	2	0	3	3	2	15	17
Merit Protection Commissioner	2	0	2	33.33	3	0	3	50	1	0	1	16.67	0	0	0	1	0	1	6	0	6
Official Secretary to the Governor-General	0	2	2	66.67	0	0	0	0	0	1	1	33.33	0	0	0	0	0	0	0	3	3
Prime Minister	0	0	0	0	1	0	1	50	0	1	1	50	0	2	2	0	0	0	1	1	2
<b>RECONCILIATION AND ABORIGINAL AND TORRES STRAIT ISLANDER AFFAIRS</b>																					
Dept of Reconciliation & Aboriginal & Torres Strait Islander Affairs	0	2	2	100	0	0	0	0	0	0	0	0	0	1	1	0	1	1	0	2	2
<b>TRANSPORT AND REGIONAL SERVICES</b>																					
Airservices Australia	1	3	4	23.53	9	3	12	70.59	0	1	1	5.88	0	0	0	2	4	6	10	7	17
Albury-Wodonga Development Corporation	0	1	1	100	0	0	0	0	0	0	0	0	0	0	0	0	0	0	0	1	1

**KEY: P = Personal, O = Other, T = Total**

Action on Requests

AGENCY	Granted in Full			% of Total	Granted in Part			% of Total	Access Refused			% of Total	Transferred in Whole			Withdrawn			Total Determined		
	P	O	T		P	O	T		P	O	T		P	O	T	P	O	T	P	O	T
Australian Maritime Safety Authority	0	3	3	25	0	4	4	33.33	0	5	5	41.67	0	0	0	0	0	0	0	12	12
Civil Aviation Safety Authority	5	40	45	56.25	0	13	13	16.25	1	21	22	27.5	2	0	2	0	8	8	6	74	80
Department of Transport and Regional Services	0	17	17	32.08	0	31	31	58.49	0	5	5	9.43	0	0	0	0	25	25	0	53	53
National Capital Authority	0	2	2	100	0	0	0	0	0	0	0	0	0	0	0	0	0	0	0	2	2
<b>TREASURY</b>																					
Australian Competition and Consumer Commission	0	1	1	5	0	16	16	80	0	3	3	15	0	0	0	0	10	10	0	20	20
Australian Prudential Regulation Authority	0	4	4	33.33	0	6	6	50	0	2	2	16.67	0	1	1	0	4	4	0	12	12
Australian Securities and Investments Commission	3	6	9	23.08	4	14	18	46.15	3	9	12	30.77	0	0	0	1	6	7	10	29	39
Australian Taxation Office	4	91	95	32.31	2	136	138	46.94	0	61	61	20.75	0	0	0	0	162	162	6	288	294
Department of the Treasury	2	5	7	46.67	1	4	5	33.33	0	3	3	20	0	1	1	1	9	10	3	12	15
Reserve Bank of Australia	0	0	0	0	0	4	4	80	0	1	1	20	0	0	0	0	2	2	0	5	5
Tax Agents' Board (NSW)	0	0	0	0	1	0	1	100	0	0	0	0	0	0	0	0	0	0	1	0	1
<b>TOTAL</b>	<b>25056</b>	<b>1864</b>	<b>26920</b>	<b>100</b>	<b>5371</b>	<b>943</b>	<b>6314</b>	<b>100</b>	<b>1533</b>	<b>341</b>	<b>1874</b>	<b>100</b>	<b>218</b>	<b>36</b>	<b>254</b>	<b>1036</b>	<b>481</b>	<b>1517</b>	<b>31960</b>	<b>3148</b>	<b>35108</b>

**KEY:** P = Personal, O = Other, T = Total

Response Time

**Appendix C: Response Time — [P = Personal, O = Other, T = Total]**

AGENCY	Requests Determined	0-30 Days			31-60 Days			61-90 Days			Over 90 Days		
		P	O	T	P	O	T	P	O	T	P	O	T
<b>AGRICULTURE, FISHERIES AND FORESTRY AUSTRALIA</b>													
Australian Fisheries Management Authority	2	0	1	1	0	0	0	0	0	0	0	1	1
Dairy Adjustment Authority	1	1	0	1	0	0	0	0	0	0	0	0	0
Department of Agriculture, Fisheries and Forestry Australia	14	0	3	3	0	8	8	0	2	2	0	1	1
National Registration Authority for Agricultural and Veterinary Chemicals	3	0	3	3	0	0	0	0	0	0	0	0	0
Wheat Export Authority	1	0	1	1	0	0	0	0	0	0	0	0	0
<b>ATTORNEY-GENERAL'S DEPARTMENT</b>													
Administrative Appeals Tribunal	5	1	2	3	1	1	2	0	0	0	0	0	0
Attorney-General's Department	41	21	14	35	2	4	6	0	0	0	0	0	0
Australian Customs Service	66	8	31	39	8	13	21	1	2	3	3	0	3
Australian Federal Police	76	33	30	63	3	6	9	2	2	4	0	0	0
Australian Transaction Reports and Analysis Cen	37	37	0	37	0	0	0	0	0	0	0	0	0
Classification Review Board	1	0	1	1	0	0	0	0	0	0	0	0	0
Director of Public Prosecutions	6	2	2	4	2	0	2	0	0	0	0	0	0
Family Court of Australia	1	1	0	1	0	0	0	0	0	0	0	0	0

**KEY:** P = Personal, O = Other, T = Total



Response Time

AGENCY	Requests Determined	0-30 Days			31-60 Days			61-90 Days			Over 90 Days		
		P	O	T	P	O	T	P	O	T	P	O	T
Federal Court of Australia	1	1	0	1	0	0	0	0	0	0	0	0	0
High Court of Australia	4	1	3	4	0	0	0	0	0	0	0	0	0
Human Rights and Equal Opportunity Commission	11	7	1	8	2	0	2	1	0	1	0	0	0
Insolvency and Trustee Service Australia	1	1	0	1	0	0	0	0	0	0	0	0	0
National Crime Authority	5	1	1	2	1	2	3	0	0	0	0	0	0
National Native Title Tribunal	3	0	0	0	0	3	3	0	0	0	0	0	0
Office of Film and Literature Classification	2	0	2	2	0	0	0	0	0	0	0	0	0
Office of the Federal Privacy Commissioner	4	3	0	3	1	0	1	0	0	0	0	0	0
<b>COMMUNICATIONS, INFORMATION TECHNOLOGY AND THE ARTS</b>													
Australian Broadcasting Authority	8	0	0	0	0	8	8	0	0	0	0	0	0
Australian Broadcasting Corporation	11	3	4	7	0	3	3	0	1	1	0	0	0
Australian Communications Authority	2	0	2	2	0	0	0	0	0	0	0	0	0
Australian Postal Corporation	24	16	6	22	2	0	2	0	0	0	0	0	0
Australian Sports Drug Agency	1	0	1	1	0	0	0	0	0	0	0	0	0

**KEY:** P = Personal, O = Other, T = Total

Response Time

AGENCY	Requests Determined	0-30 Days			31-60 Days			61-90 Days			Over 90 Days		
		P	O	T	P	O	T	P	O	T	P	O	T
Department of Communications, Information Technology and the Arts	13	0	3	3	0	4	4	0	3	3	0	3	3
Minister for Communications, Information Technology and the Arts	1	0	0	0	0	0	0	0	1	1	0	0	0
National Gallery of Australia	12	0	1	1	0	8	8	0	2	2	0	1	1
National Office for the Information Economy	1	0	0	0	0	0	0	0	1	1	0	0	0
Telstra Corporation Limited	651	457	144	601	22	17	39	4	4	8	1	2	3
<b>DEFENCE</b>													
Defence Force Retirement and Death Benefits Authority	97	97	0	97	0	0	0	0	0	0	0	0	0
Defence Housing Authority	1	1	0	1	0	0	0	0	0	0	0	0	0
Department of Defence	167	82	10	92	31	9	40	8	6	14	12	9	21
Department of Veterans' Affairs	13314	11737	0	11737	1415	1	1416	103	0	103	55	3	58
Military Superannuation and Benefits Board of Trustees No.1	78	78	0	78	0	0	0	0	0	0	0	0	0
Minister for Veterans' Affairs	1	0	0	0	1	0	1	0	0	0	0	0	0
Veterans' Review Board	2	1	0	1	1	0	1	0	0	0	0	0	0

**KEY:** P = Personal, O = Other, T = Total

Response Time

AGENCY	Requests Determined	0-30 Days			31-60 Days			61-90 Days			Over 90 Days		
		P	O	T	P	O	T	P	O	T	P	O	T
<b>EDUCATION, SCIENCE AND TRAINING</b>													
Australian National Training Authority	2	1	1	2	0	0	0	0	0	0	0	0	0
Australian National University	3	3	0	3	0	0	0	0	0	0	0	0	0
Australian Nuclear Science and Technical Organisation	1	0	0	0	1	0	1	0	0	0	0	0	0
Commonwealth Scientific and Industrial Research Organisation (CSIRO)	19	2	8	10	0	6	6	2	0	2	0	1	1
Department of Education, Science and Training	19	2	5	7	5	4	9	1	1	2	0	1	1
<b>EMPLOYMENT AND WORKPLACE RELATIONS</b>													
Comcare	19	14	1	15	1	0	1	0	2	2	0	1	1
Defence Force Remuneration Tribunal	0	0	0	0	0	0	0	0	0	0	0	0	0
Department of Employment and Workplace Relations	50	35	4	39	3	6	9	1	0	1	1	0	1
Office of the Employment Advocate	1	0	1	1	0	0	0	0	0	0	0	0	0
Remuneration Tribunal	2	0	1	1	0	1	1	0	0	0	0	0	0
Australian Heritage Commission	2	0	0	0	0	2	2	0	0	0	0	0	0

**KEY: P = Personal, O = Other, T = Total**

Response Time

AGENCY	Requests Determined	0-30 Days			31-60 Days			61-90 Days			Over 90 Days		
		P	O	T	P	O	T	P	O	T	P	O	T
Bureau of Meteorology	1	0	0	0	1	0	1	0	0	0	0	0	0
Department of the Environment and Heritage	8	0	6	6	0	2	2	0	0	0	0	0	0
Great Barrier Reef Marine Park Authority	8	0	0	0	1	6	7	0	0	0	0	1	1
National Oceans Office	1	1	0	1	0	0	0	0	0	0	0	0	0
<b>FAMILY AND COMMUNITY SERVICES</b>													
Centrelink	7424	5612	4	5616	1109	0	1109	319	1	320	379	0	379
Department of Family and Community Services	226	110	6	116	40	8	48	26	0	26	36	0	36
Social Security Appeals Tribunal	1	0	0	0	1	0	1	0	0	0	0	0	0
<b>FINANCE AND ADMINISTRATION</b>													
Australian Electoral Commission	14	5	7	12	0	2	2	0	0	0	0	0	0
CSS Board	55	55	0	55	0	0	0	0	0	0	0	0	0
Department of Finance and Administration	22	0	9	9	2	8	10	0	3	3	0	0	0
PSS Board	44	44	0	44	0	0	0	0	0	0	0	0	0

**KEY:** P = Personal, O = Other, T = Total

Response Time

AGENCY	Requests Determined	0-30 Days			31-60 Days			61-90 Days			Over 90 Days		
		P	O	T	P	O	T	P	O	T	P	O	T
<b>FOREIGN AFFAIRS AND TRADE</b>													
Australian Trade Commission (Austrade)	11	9	0	9	2	0	2	0	0	0	0	0	0
Department of Foreign Affairs and Trade	46	16	5	21	9	5	14	3	4	7	4	0	4
<b>HEALTH AND AGEING</b>													
Aged Care Commissioner of Complaints	1	0	0	0	0	0	0	0	0	0	0	1	1
Australian Radiation Protection and Nuclear Safety Agency	1	0	1	1	0	0	0	0	0	0	0	0	0
Department of Health and Ageing	80	2	17	19	0	34	34	1	7	8	1	18	19
Food Standards Australia New Zealand	3	0	0	0	0	0	0	0	2	2	0	1	1
Health Insurance Commission	14	9	0	9	5	0	5	0	0	0	0	0	0
National Drugs and Poisons Schedule Committee	2	0	0	0	0	0	0	0	0	0	0	2	2
<b>IMMIGRATION AND MULTICULTURAL AND INDIGENOUS AFFAIRS</b>													
Aboriginal and Torres Strait Islander Commission	19	0	7	7	0	8	8	0	4	4	0	0	0

**KEY:** P = Personal, O = Other, T = Total

Response Time

AGENCY	Requests Determined	0-30 Days			31-60 Days			61-90 Days			Over 90 Days		
		P	O	T	P	O	T	P	O	T	P	O	T
Department of Immigration & Multicultural & Indigenous Affairs	9915	5360	747	6107	1863	227	2090	853	92	945	700	73	773
Migration Review Tribunal	75	56	0	56	18	0	18	0	0	0	1	0	1
Refugee Review Tribunal	891	828	0	828	49	0	49	8	0	8	6	0	6
Registrar of Aboriginal Corporations	2	0	1	1	0	0	0	0	1	1	0	0	0
<b>INDUSTRY, TOURISM AND RESOURCES</b>													
Department of Industry, Tourism and Resources	6	0	3	3	0	3	3	0	0	0	0	0	0
Designs Office	5	0	5	5	0	0	0	0	0	0	0	0	0
Patent Office	89	0	86	86	0	3	3	0	0	0	0	0	0
Snowy Mountains Hydro-Electric Authority	1	0	0	0	1	0	1	0	0	0	0	0	0
Trade Marks Office	748	0	720	720	0	27	27	0	1	1	0	0	0
<b>PRIME MINISTER AND CABINET</b>													
Commonwealth Ombudsman	27	23	1	24	3	0	3	0	0	0	0	0	0
Department of the Prime Minister and Cabinet	17	1	4	5	0	4	4	1	2	3	0	5	5

**KEY:** P = Personal, O = Other, T = Total

Response Time

AGENCY	Requests Determined	0-30 Days			31-60 Days			61-90 Days			Over 90 Days		
		P	O	T	P	O	T	P	O	T	P	O	T
Merit Protection Commissioner	6	5	0	5	1	0	1	0	0	0	0	0	0
Official Secretary to the Governor-General	3	0	3	3	0	0	0	0	0	0	0	0	0
Prime Minister	2	0	1	1	1	0	1	0	0	0	0	0	0
<b>RECONCILIATION AND ABORIGINAL AND TORRES STRAIT ISLANDER AFFAIRS</b>													
Department of Reconciliation and Aboriginal and Torres Strait Islander Affairs	2	0	0	0	0	1	1	0	0	0	0	1	1
<b>TRANSPORT AND REGIONAL SERVICES</b>													
Airservices Australia	17	10	7	17	0	0	0	0	0	0	0	0	0
Albury-Wodonga Development Corporation	1	0	1	1	0	0	0	0	0	0	0	0	0
Australian Maritime Safety Authority	12	0	4	4	0	3	3	0	3	3	0	2	2
Civil Aviation Safety Authority	80	6	67	73	0	7	7	0	0	0	0	0	0
Department of Transport and Regional Services	53	0	14	14	0	31	31	0	6	6	0	2	2
National Capital Authority	2	0	2	2	0	0	0	0	0	0	0	0	0

**KEY:** P = Personal, O = Other, T = Total

Response Time

AGENCY	Requests Determined	0-30 Days			31-60 Days			61-90 Days			Over 90 Days		
		P	O	T	P	O	T	P	O	T	P	O	T
<b>TREASURY</b>													
Australian Competition and Consumer Commission	20	0	6	6	0	11	11	0	3	3	0	0	0
Australian Prudential Regulation Authority	12	0	6	6	0	5	5	0	1	1	0	0	0
Australian Securities and Investments Commission	39	7	23	30	3	6	9	0	0	0	0	0	0
Australian Taxation Office	294	4	121	125	2	91	93	0	48	48	0	28	28
Department of the Treasury	15	1	7	8	1	5	6	1	0	1	0	0	0
Reserve Bank of Australia	5	0	2	2	0	2	2	0	0	0	0	1	1
Tax Agents' Board (NSW)	1	1	0	1	0	0	0	0	0	0	0	0	0
<b>TOTAL</b>	<b>35108</b>	24812	2180	<b>26992</b>	4614	605	<b>5219</b>	1335	205	<b>1540</b>	1199	158	<b>1357</b>

**KEY:** P = Personal, O = Other, T = Total



Fees and Charges Notified and Collected

**Appendix D: Fees and Charges Notified and Collected — [P = Personal, O = Other, T = Total]**

AGENCY	Requests Received	Requests Where Charges Notified			Total Charges Notified \$			Total Charges Collected \$			Fees Collected Initial Processing \$			Internal Review \$			Total Fees Collected \$		
		P	O	T	P	O	T	P	O	T	P	O	T	P	O	T	P	O	T
<b>AGRICULTURE, FISHERIES AND FORESTRY AUSTRALIA</b>																			
Australian Dairy Corporation	1	0	0	0	0	0	0	0	0	0	0	0	0	0	0	0	0	0	0
Australian Fisheries Management Authority	2	0	1	1	0	600	600	0	600	600	0	30	30	0	0	0	0	30	30
Australian Wine and Brandy Corporation	1	0	0	0	0	0	0	0	0	0	0	0	0	0	0	0	0	0	0
Dairy Adjustment Authority	2	1	1	2	24	565	589	24	0	24	30	30	60	0	0	0	30	30	60
Department of Agriculture, Fisheries and Forestry Australia	26	0	19	19	0	30001	30001	0	10740	10740	0	690	690	0	120	120	0	810	810
National Registration Authority for Agricultural and Veterinary Chemicals	5	0	2	2	0	2893	2893	0	0	0	0	90	90	0	0	0	0	90	90
Wheat Export Authority	2	0	0	0	0	0	0	0	0	0	0	30	30	0	0	0	0	30	30
<b>ATTORNEY-GENERAL'S</b>																			
Administrative Appeals Tribunal	7	0	0	0	0	0	0	0	0	0	30	0	30	0	0	0	30	0	30
Attorney-General's Department	64	0	0	0	0	0	0	0	0	0	240	570	810	0	40	40	240	610	850

**KEY: P = Personal, O = Other, T = Total**

Fees and Charges Notified and Collected

AGENCY	Requests Received	Requests Where Charges Notified			Total Charges Notified \$			Total Charges Collected \$			Fees Collected Initial Processing \$			Internal Review \$			Total Fees Collected \$		
		P	O	T	P	O	T	P	O	T	P	O	T	P	O	T	P	O	T
Australian Customs Service	71	4	26	30	464	2047	2511	392	1942	2334	480	1620	2100	80	120	200	560	1740	2300
Australian Federal Police	128	13	29	42	8816	88363	97179	1069	7706	8775	660	1110	1770	80	80	160	740	1190	1930
Australian Protective Service	1	0	0	0	0	0	0	0	0	0	0	0	0	0	0	0	0	0	0
Australian Transaction Reports and Analysis Centre (AUSTRAC)	37	0	0	0	0	0	0	0	0	0	1110	0	1110	0	0	0	1110	0	1110
Classification Review Board	1	0	1	1	0	0	0	0	208	208	0	30	30	0	0	0	0	30	30
Director of Public Prosecutions	5	0	0	0	102	0	102	0	0	0	30	30	60	0	0	0	30	30	60
Family Court of Australia	1	0	0	0	0	0	0	0	0	0	0	0	0	0	0	0	0	0	0
High Court of Australia	4	0	0	0	0	0	0	0	0	0	30	0	30	0	0	0	30	0	30
Human Rights and Equal Opportunity Commission	12	3	0	3	125	0	125	70	0	70	120	0	120	0	0	0	120	0	120
Insolvency and Trustee Service Australia	2	1	0	1	5713	0	5713	0	0	0	30	0	30	0	0	0	30	0	30
National Crime Authority	6	0	0	0	0	0	0	0	0	0	30	180	210	0	40	40	30	220	250
National Native Title Tribunal	3	0	0	0	0	0	0	0	0	0	0	60	60	0	0	0	0	60	60
Office of Film and Literature Classification	2	0	2	2	0	1466	1466	0	535	535	0	90	90	0	0	0	0	90	90
Office of the Federal Privacy Commissioner	4	0	0	0	0	0	0	0	0	0	30	0	30	0	0	0	30	0	30

**KEY: P = Personal, O = Other, T = Total**

Fees and Charges Notified and Collected

AGENCY	Requests Received	Requests Where Charges Notified			Total Charges Notified \$			Total Charges Collected \$			Fees Collected Initial Processing \$			Internal Review \$			Total Fees Collected \$		
		P	O	T	P	O	T	P	O	T	P	O	T	P	O	T	P	O	T
<b>COMMUNICATIONS, INFORMATION TECHNOLOGY AND THE ARTS</b>																			
Australian Broadcasting Authority	12	0	9	9	0	1642	1642	0	934	934	0	270	270	0	40	40	0	310	310
Australian Broadcasting Corporation	11	2	0	2	250	0	250	0	0	0	30	210	240	40	0	40	70	210	280
Australian Communications Authority	4	0	1	1	0	200	200	0	200	200	0	62	62	0	0	0	0	62	62
Australian Postal Corporation	24	2	0	2	617	0	617	0	0	0	270	30	300	0	0	0	270	30	300
Australian Sports Drug Agency	1	0	0	0	0	0	0	0	0	0	0	30	30	0	40	40	0	70	70
Department of Communications, Information Technology and the Arts	11	0	1	1	0	543	543	0	543	543	0	240	240	0	0	0	0	240	240
Minister for Communications, Information Technology and the Arts	1	0	1	1	0	1036	1036	0	0	0	0	30	30	0	0	0	0	30	30
National Gallery of Australia	8	0	0	0	0	0	0	0	0	0	0	180	180	0	160	160	0	340	340
National Office for the Information Economy	1	0	0	0	0	163	163	0	41	41	0	0	0	0	0	0	0	0	0

**KEY: P = Personal, O = Other, T = Total**

Fees and Charges Notified and Collected

AGENCY	Requests Received	Requests Where Charges Notified			Total Charges Notified \$			Total Charges Collected \$			Fees Collected Initial Processing \$			Internal Review \$			Total Fees Collected \$		
		P	O	T	P	O	T	P	O	T	P	O	T	P	O	T	P	O	T
ScreenSound Australia, the National Screen and Sound Archive	1	0	0	0	0	0	0	0	0	0	0	0	0	0	0	0	0	0	0
Special Broadcasting Service Corporation	1	0	0	0	0	0	0	0	0	0	0	0	0	0	0	0	0	0	0
Telstra Corporation Limited	733	4	1	5	842	2700	3542	167	250	417	2030	1890	3920	40	120	160	2070	2010	4080
<b>DEFENCE</b>																			
Defence Force Retirement and Death Benefits Authority	97	0	0	0	0	0	0	0	0	0	0	0	0	0	0	0	0	0	0
Defence Housing Authority	1	1	0	1	30	0	30	30	0	30	30	0	30	0	0	0	30	0	30
Department of Defence	189	9	32	41	6392	21526	27918	1372	8531	9903	1800	1200	3000	120	200	320	1920	1400	3320
Department of Veterans' Affairs	13508	20	2	22	1266	453	1719	776	78	854	9690	120	9810	40	0	40	9730	120	9850
Military Superannuation and Benefits Board of Trustees No.1	78	0	0	0	0	0	0	0	0	0	0	0	0	0	0	0	0	0	0
Minister for Veterans' Affairs	1	0	0	0	0	0	0	0	0	0	0	0	0	0	0	0	0	0	0
Veterans' Review Board	2	0	0	0	0	0	0	0	0	0	30	0	30	0	0	0	30	0	30

**KEY: P = Personal, O = Other, T = Total**

Fees and Charges Notified and Collected

AGENCY	Requests Received	Requests Where Charges Notified			Total Charges Notified \$			Total Charges Collected \$			Fees Collected Initial Processing \$			Internal Review \$			Total Fees Collected \$		
		P	O	T	P	O	T	P	O	T	P	O	T	P	O	T	P	O	T
<b>EDUCATION, SCIENCE AND TRAINING</b>																			
Australian National Training Authority	2	0	0	0	0	0	0	0	0	0	0	30	30	0	0	0	0	30	30
Australian National University	3	30	0	30	0	0	0	30	0	30	60	0	60	40	0	40	100	0	100
Australian Nuclear Science and Technical Organisation	2	0	1	1	0	1784	1784	0	0	0	0	60	60	0	0	0	0	60	60
Commonwealth Scientific and Industrial Research Organisation (CSIRO)	24	0	2	2	0	404	404	0	404	404	0	300	300	0	0	0	0	300	300
Department of Education, Science and Training	20	1	5	6	93	1444	1537	0	99	99	90	390	480	0	40	40	90	430	520
<b>EMPLOYMENT AND WORKPLACE RELATIONS</b>																			
Comcare	21	0	0	0	0	0	0	0	0	0	0	90	90	0	0	0	0	90	90
Department of Employment and Workplace Relations	68	2	2	4	1366	1120	2486	1366	244	1610	210	270	480	30	210	240	240	480	720
Minister for Employment and Workplace Relations	1	0	0	0	0	0	0	0	0	0	0	0	0	0	0	0	0	0	0
Office of the Employment Advocate	1	0	2	2	0	78	78	0	0	0	0	0	0	0	0	0	0	0	0
Remuneration Tribunal	2	0	0	0	0	876	876	0	0	0	0	60	60	0	80	80	0	140	140

**KEY: P = Personal, O = Other, T = Total**

Fees and Charges Notified and Collected

AGENCY	Requests Received	Requests Where Charges Notified			Total Charges Notified \$			Total Charges Collected \$			Fees Collected Initial Processing \$			Internal Review \$			Total Fees Collected \$		
		P	O	T	P	O	T	P	O	T	P	O	T	P	O	T	P	O	T
<b>ENVIRONMENT AND HERITAGE</b>																			
Australian Heritage Commission	1	0	1	1	0	604	604	0	453	453	0	30	30	0	0	0	0	30	30
Bureau of Meteorology	1	0	0	0	0	0	0	0	0	0	30	0	30	0	0	0	30	0	30
Department of the Environment and Heritage	18	0	12	12	0	7001	7001	0	957	957	0	450	450	0	40	40	0	490	490
Great Barrier Reef Marine Park Authority	10	1	8	9	68	612	680	68	544	612	30	150	180	0	80	80	30	230	260
National Oceans Office	1	1	0	1	26	0	26	20	0	20	30	0	30	0	0	0	30	0	30
<b>FAMILY AND COMMUNITY SERVICES</b>																			
Centrelink	7903	1	0	1	30	0	30	30	0	30	5131	0	5131	60	0	60	5191	0	5191
Department of Family and Community Services	258	48	11	59	2167	0	2167	2036	0	2036	690	570	1260	360	100	460	1050	670	1720
Minister for Family and Community Services	1	0	0	0	0	0	0	0	0	0	0	0	0	0	0	0	0	0	0
Social Security Appeals Tribunal	1	0	0	0	0	0	0	0	0	0	0	0	0	0	0	0	0	0	0
<b>FINANCE AND ADMINISTRATION</b>																			
Australian Electoral Commission	14	0	0	0	0	278	278	0	278	278	30	120	150	0	0	0	30	120	150
CSS Board	55	0	0	0	0	0	0	0	0	0	0	0	0	0	0	0	0	0	0

**KEY: P = Personal, O = Other, T = Total**

Fees and Charges Notified and Collected

AGENCY	Requests Received	Requests Where Charges Notified			Total Charges Notified \$			Total Charges Collected \$			Fees Collected Initial Processing \$			Internal Review \$			Total Fees Collected \$		
		P	O	T	P	O	T	P	O	T	P	O	T	P	O	T	P	O	T
Department of Finance and Administration	35	0	25	25	0	104801	104801	0	2872	2872	0	750	750	0	0	0	0	750	750
PSS Board	44	0	0	0	0	0	0	0	0	0	0	0	0	0	0	0	0	0	0
<b>FOREIGN AFFAIRS AND TRADE</b>																			
Australian Trade Commission (Austrade)	11	3	0	3	190	0	190	190	0	190	330	0	330	80	0	80	410	0	410
Department of Foreign Affairs and Trade	52	0	10	10	0	16098	16098	0	1998	1998	30	450	480	40	80	120	70	530	600
<b>HEALTH AND AGEING</b>																			
Aged Care Commissioner of Complaints	1	0	0	0	0	0	0	0	0	0	0	30	30	0	0	0	0	30	30
Australian Radiation Protection and Nuclear Safety Agency	1	0	0	0	0	0	0	0	0	0	0	0	0	0	0	0	0	0	0
Department of Health and Ageing	104	5	33	38	0	25697	25697	0	22380	22380	120	2250	2370	0	240	240	120	2490	2610
Food Standards Australia New Zealand	2	0	1	1	0	100	100	0	100	100	0	60	60	0	0	0	0	60	60
Health Insurance Commission	14	8	0	8	1951	0	1951	1737	0	1737	390	0	390	40	0	40	430	0	430
National Drugs and Poisons Schedule Committee	2	0	4	4	0	8637	8637	0	5683	5683	0	60	60	0	0	0	0	60	60
National Health and Medical Research Council	1	0	0	0	0	0	0	0	0	0	0	30	30	0	0	0	0	30	30

**KEY: P = Personal, O = Other, T = Total**

Fees and Charges Notified and Collected

AGENCY	Requests Received	Requests Where Charges Notified			Total Charges Notified \$			Total Charges Collected \$			Fees Collected Initial Processing \$			Internal Review \$			Total Fees Collected \$		
		P	O	T	P	O	T	P	O	T	P	O	T	P	O	T	P	O	T
<b>IMMIGRATION AND MULTICULTURAL AND INDIGENOUS AFFAIRS</b>																			
Aboriginal and Torres Strait Islander Commission	26	0	2	2	0	175	175	0	175	175	0	810	810	0	40	40	0	850	850
Department of Immigration & Multicultural & Indigenous Affairs	10567	2	11	13	2023	73687	75710	0	94	94	150	5610	5760	200	120	320	350	5730	6080
Migration Review Tribunal	105	37	0	37	757	0	757	711	0	711	2070	0	2070	0	0	0	2070	0	2070
Refugee Review Tribunal	955	0	0	0	0	0	0	0	0	0	0	0	0	0	0	0	0	0	0
Registrar of Aboriginal Corporations	4	0	0	0	0	0	0	0	0	0	0	60	60	0	0	0	0	60	60
<b>INDUSTRY, TOURISM AND RESOURCES</b>																			
Department of Industry, Tourism and Resources	16	0	12	12	0	26921	26921	0	19966	19966	0	330	330	0	0	0	0	330	330
Designs Office	6	0	5	5	0	94	94	0	94	94	0	120	120	0	0	0	0	120	120
Patent Office	89	0	90	90	0	3618	3618	0	3618	3618	0	2730	2730	0	0	0	0	2730	2730
Snowy Mountains Hydro-Electric Authority	1	0	0	0	0	0	0	0	0	0	0	0	0	0	0	0	0	0	0
Trade Marks Office	761	0	746	746	0	13945	13945	0	13945	13945	0	22260	22260	0	160	160	0	22420	22420

**KEY: P = Personal, O = Other, T = Total**



Fees and Charges Notified and Collected

AGENCY	Requests Received	Requests Where Charges Notified			Total Charges Notified \$			Total Charges Collected \$			Fees Collected Initial Processing \$			Internal Review \$			Total Fees Collected \$		
		P	O	T	P	O	T	P	O	T	P	O	T	P	O	T	P	O	T
<b>PRIME MINISTER AND CABINET</b>																			
Commonwealth Ombudsman	28	0	0	0	0	0	0	0	0	0	90	0	90	0	0	0	90	0	90
Department of the Prime Minister and Cabinet	23	2	11	13	418	5933	6351	0	982	982	60	510	570	0	0	0	60	510	570
Merit Protection Commissioner	9	3	0	3	133	20223	20356	133	0	133	90	0	90	40	0	40	130	0	130
Official Secretary to the Governor-General	3	0	1	1	0	127	127	0	0	0	0	24	24	0	0	0	0	24	24
Prime Minister	4	0	0	0	66	0	66	66	0	66	0	60	60	0	0	0	0	60	60
<b>RECONCILIATION AND ABORIGINAL AND TORRES STRAIT ISLANDER AFFAIRS</b>																			
Dept of Reconciliation & Aboriginal & Torres Strait Islander Affairs	3	0	2	2	0	590	590	0	0	0	0	97	97	0	0	0	0	97	97
<b>TRANSPORT AND REGIONAL SERVICES</b>																			
Airservices Australia	20	0	3446	3446	0	3906	3906	0	681	681	0	60	60	0	40	40	0	100	100
Albury-Wodonga Development Corporation	1	0	1	1	0	195	195	0	195	195	0	30	30	0	0	0	0	30	30

**KEY: P = Personal, O = Other, T = Total**

Fees and Charges Notified and Collected

AGENCY	Requests Received	Requests Where Charges Notified			Total Charges Notified \$			Total Charges Collected \$			Fees Collected Initial Processing \$			Internal Review \$			Total Fees Collected \$		
		P	O	T	P	O	T	P	O	T	P	O	T	P	O	T	P	O	T
Australian Maritime Safety Authority	11	0	9	9	0	3053	3053	0	1138	1138	0	330	330	0	0	0	0	330	330
Civil Aviation Safety Authority	87	1	26	27	99	3044	3143	0	3044	3044	180	2120	2300	80	80	160	260	2200	2460
Department of Transport and Regional Services	83	0	47	47	0	43362	43362	0	4370	4370	0	2160	2160	0	160	160	0	2320	2320
Minister for Transport and Regional Services	2	0	0	0	0	0	0	0	0	0	0	0	0	0	0	0	0	0	0
National Capital Authority	2	0	0	0	0	0	0	0	0	0	0	60	60	0	0	0	0	60	60
<b>TREASURY</b>																			
Australian Competition and Consumer Commission	35	0	27	27	0	144801	144801	0	8705	8705	0	990	990	0	200	200	0	1190	1190
Australian Prudential Regulation Authority	18	1	9	10	37	1661	1698	0	401	401	30	360	390	0	120	120	30	480	510
Australian Securities and Investments Commission	50	10	11	21	2460	2691	5151	1422	1974	3396	480	840	1320	40	160	200	520	1000	1520
Australian Taxation Office	475	2	185	187	140	40712	40852	140	24509	24649	60	9245	9305	80	960	1040	140	10205	10345
Department of the Treasury	30	1	13	14	40	45100	45140	0	3258	3258	60	525	585	40	80	120	100	605	705
Reserve Bank of Australia	9	0	4	4	0	31504	31504	0	31233	31233	0	210	210	0	120	120	0	330	330
Tax Agents' Board (NSW)	1	0	0	0	0	0	0	0	0	0	30	0	30	0	0	0	30	0	30
<b>TOTAL</b>	<b>37169</b>	219	4903	<b>5122</b>	36705	789074	<b>825779</b>	11849	186702	<b>198551</b>	27171	64513	<b>91684</b>	1530	4070	<b>5600</b>	28701	68583	<b>97284</b>

**KEY: P = Personal, O = Other, T = Total**

Internal Review - Applications and Results

**Appendix E: Internal Review - Applications and Results — [P = Personal, O = Other, T = Total]**

AGENCY	Applications			% of Total Applications	Decisions Affirmed			Access Granted in Full			Partial Access Granted			Access Granted after Deferment			Access Granted in Another Form			Charges Reduced			Withdrawn Without Concession		
	P	O	T		P	O	T	P	O	T	P	O	T	P	O	T	P	O	T	P	O	T	P	O	T
Aboriginal and Torres Strait Islander Commission	0	1	1	0.3497	0	0	0	0	1	1	0	0	0	0	0	0	0	0	0	0	0	0	0	0	0
Administrative Appeals Tribunal	1	0	1	0.3497	1	0	1	0	0	0	0	0	0	0	0	0	0	0	0	0	0	0	0	0	0
Airservices Australia	1	2	3	1.049	1	1	2	0	0	0	0	0	0	0	0	0	0	0	0	0	0	0	1	1	1
Attorney-General's Department	3	0	3	1.049	2	1	3	0	0	0	0	0	0	0	0	0	0	0	0	0	0	0	0	0	0
Australian Broadcasting Authority	0	1	1	0.3497	0	0	0	0	0	0	0	2	2	0	0	0	0	0	0	0	0	0	0	0	0
Australian Broadcasting Corporation	0	1	1	0.3497	0	0	0	0	0	0	0	0	0	0	0	0	0	0	0	0	0	0	0	0	0
Australian Competition and Consumer Commission	0	5	5	1.7483	0	1	1	0	0	0	0	4	4	0	0	0	0	0	0	0	0	0	0	0	0
Australian Customs Service	3	3	6	2.0979	2	2	4	0	0	0	2	2	4	0	0	0	0	0	0	0	0	0	0	0	0
Australian Federal Police	6	3	9	3.1469	5	2	7	0	0	0	0	0	0	0	0	0	0	0	1	0	1	0	0	0	0
Australian National University	1	0	1	0.3497	0	0	0	1	0	1	0	0	0	0	0	0	0	0	0	0	0	0	0	0	0
Australian Nuclear Science and Technical Organisation	0	1	1	0.3497	0	0	0	0	0	0	0	1	1	0	0	0	0	0	0	0	0	0	0	0	0
Australian Postal Corporation	2	3	5	1.7483	1	2	3	0	0	0	1	1	2	0	0	0	0	0	0	0	0	0	0	0	0
Australian Prudential Regulation Authority	0	3	3	1.049	0	1	1	0	0	0	1	0	1	0	0	0	0	0	0	0	0	0	0	0	0
Australian Securities and Investments Commission	1	4	5	1.7483	0	2	2	0	1	1	1	0	1	0	0	0	0	0	0	0	0	0	0	0	0
Australian Sports Drug Agency	0	1	1	0.3497	0	1	1	0	0	0	0	0	0	0	0	0	0	0	0	0	0	0	0	0	0
Australian Taxation Office	2	60	62	21.6783	2	15	17	0	0	0	0	2	2	0	0	0	0	0	0	0	0	0	2	2	2

**KEY: P = Personal, O = Other, T = Total**

Internal Review - Applications and Results

AGENCY	Applications			% of Total Applications	Decisions Affirmed			Access Granted in Full			Partial Access Granted			Access Granted after Deferment			Access Granted in Another Form			Charges Reduced			Withdrawn Without Concession		
	P	O	T		P	O	T	P	O	T	P	O	T	P	O	T	P	O	T	P	O	T	P	O	T
Civil Aviation Safety Authority	1	3	4	1.3986	0	1	1	1	0	1	0	2	2	0	0	0	0	0	0	0	0	0	0	0	0
Commonwealth Scientific and Industrial Research Organisation (CSIRO)	0	1	1	0.3497	0	0	0	0	0	0	0	1	1	0	0	0	0	0	0	0	0	0	0	0	0
Department of Agriculture, Fisheries and Forestry Australia	0	4	4	1.3986	0	2	2	0	1	1	0	1	1	0	0	0	0	0	0	0	1	1	0	0	0
Department of Defence	9	6	15	5.2448	6	3	9	2	1	3	2	2	4	0	0	0	0	0	0	0	0	0	0	0	0
Department of Education, Science and Training	1	0	1	0.3497	1	1	2	0	0	0	0	0	0	0	0	0	0	0	0	0	0	0	0	0	0
Department of Employment and Workplace Relations	0	4	4	1.3986	0	0	0	0	0	0	0	2	2	0	0	0	0	0	0	0	0	0	2	2	0
Department of Family and Community Services	8	1	9	3.1469	3	1	4	3	0	3	0	0	0	0	0	0	0	0	0	0	0	0	1	0	1
Department of Foreign Affairs and Trade	2	2	4	1.3986	2	1	3	0	0	0	1	0	1	0	0	0	0	0	0	0	0	0	0	0	0
Department of Health and Ageing	0	8	8	2.7972	0	4	4	0	1	1	0	3	3	0	0	0	0	0	0	0	1	1	0	0	0
Department of Immigration & Multicultural & Indigenous Affairs	63	10	73	25.5245	30	9	39	4	1	5	16	1	17	0	0	0	0	0	0	0	0	0	5	35	40
Department of the Environment and Heritage	0	1	1	0.3497	0	0	0	0	2	2	0	0	0	0	0	0	0	0	0	0	0	0	0	0	0
Department of the Prime Minister and Cabinet	2	4	6	2.0979	1	1	2	0	0	0	0	0	0	0	0	0	0	0	0	2	2	0	0	0	0
Department of Transport and Regional Services	0	6	6	2.0979	0	3	3	0	0	0	0	6	6	0	0	0	0	0	0	0	0	0	0	0	0

**KEY: P = Personal, O = Other, T = Total**

Internal Review - Applications and Results

AGENCY	Applications			% of Total Applications	Decisions Affirmed			Access Granted in Full			Partial Access Granted			Access Granted after Deferment			Access Granted in Another Form			Charges Reduced			Withdrawn Without Concession		
	P	O	T		P	O	T	P	O	T	P	O	T	P	O	T	P	O	T	P	O	T	P	O	T
Department of Veterans' Affairs	3	2	5	1.7483	3	2	5	0	0	0	0	0	0	0	0	0	0	0	0	0	0	0	0	0	
Great Barrier Reef Marine Park Authority	0	2	2	0.6993	0	1	1	0	0	0	0	1	1	0	0	0	0	0	0	0	0	0	0	0	
Health Insurance Commission	1	0	1	0.3497	0	0	0	0	0	0	1	0	1	0	0	0	0	0	0	0	0	0	0	0	
Human Rights and Equal Opportunity Commission	2	0	2	0.6993	0	0	0	1	0	1	0	0	0	0	0	0	0	0	0	0	0	0	0	0	
Merit Protection Commissioner	1	0	1	0.3497	1	0	1	0	0	0	0	0	0	0	0	0	0	0	0	0	0	0	0	0	
National Crime Authority	0	1	1	0.3497	0	1	1	0	0	0	0	0	0	0	0	0	0	0	0	0	0	0	0	0	
National Drugs and Poisons Schedule Committee	0	1	1	0.3497	0	0	0	0	0	0	0	1	1	0	0	0	0	0	0	0	0	0	0	0	
National Native Title Tribunal	0	1	1	0.3497	0	0	0	0	0	0	0	0	0	0	0	0	0	0	0	0	0	0	0	0	
Refugee Review Tribunal	6	0	6	2.0979	1	0	1	3	0	3	3	0	3	0	0	0	0	0	0	0	0	0	0	0	
Remuneration Tribunal	0	2	2	0.6993	0	0	0	0	0	0	0	1	1	0	0	0	0	0	0	0	0	0	0	0	
Reserve Bank of Australia	0	3	3	1.049	0	1	1	0	0	0	0	1	1	0	0	0	0	0	0	0	0	0	0	0	
Telstra Corporation Limited	5	4	9	3.1469	5	4	9	0	0	0	0	0	0	0	0	0	0	0	0	0	0	0	0	0	
Trade Marks Office	0	7	7	2.4476	0	0	0	0	2	2	0	3	3	0	0	0	0	0	0	0	0	0	1	1	
Veterans' Review Board	1	0	1	0.3497	1	0	1	0	0	0	0	0	0	0	0	0	0	0	0	0	0	0	0	0	
<b>TOTAL</b>	<b>125</b>	<b>161</b>	<b>286</b>	<b>100</b>	<b>68</b>	<b>63</b>	<b>131</b>	<b>15</b>	<b>10</b>	<b>25</b>	<b>28</b>	<b>37</b>	<b>65</b>	<b>0</b>	<b>0</b>	<b>0</b>	<b>0</b>	<b>0</b>	<b>0</b>	<b>1</b>	<b>4</b>	<b>5</b>	<b>6</b>	<b>41</b>	<b>47</b>

**KEY: P = Personal, O = Other, T = Total**

AAT Review - Applications and Results

**Appendix F: AAT Review - Applications and Results \* — [P = Personal, O = Other, T = Total]**

**\*Note: Zero statistics recorded for 'Access Granted After Deferment', 'Access Granted in Another Form' and 'Charges Reduced'**

AGENCY	Applications			% of Total Applications	Decisions Affirmed			Access Granted in Full			Partial Access Granted			Withdrawn Without Concession			Withdrawn Part Concession			Decided No Jurisdiction			Delay Primary (S.56(1))			Delay Internal Review (S.55(3))		
	P	O	T		P	O	T	P	O	T	P	O	T	P	O	T	P	O	T	P	O	T	P	O	T	P	O	T
Aboriginal and Torres Strait Islander Commission	0	1	1	1.64	0	0	0	0	0	0	0	0	0	1	1	0	0	0	0	0	0	0	0	0	0	0	0	0
Administrative Appeals Tribunal	1	0	1	1.64	0	0	0	0	0	0	0	0	0	0	0	0	0	0	0	0	0	0	0	0	0	0	0	0
Attorney-General's Department	1	0	1	1.64	0	0	0	0	0	0	0	0	1	1	0	0	0	0	0	0	0	0	0	0	0	0	0	0
Australian Broadcasting Authority	0	0	0	0	0	1	1	0	0	0	0	0	0	0	0	0	0	0	0	0	0	0	0	0	0	0	0	0
Australian Customs Service	2	0	2	3.28	0	0	0	0	0	0	3	0	3	0	1	1	0	0	0	0	0	0	0	0	0	0	0	0
Australian Federal Police	4	2	6	9.84	1	2	3	0	0	0	0	0	0	2	0	2	0	0	0	0	0	0	0	0	0	0	0	0
Australian Securities and Investments Commission	0	0	0	0	0	0	0	0	0	0	0	0	0	1	1	0	0	0	0	0	0	0	0	0	0	0	0	0
Australian Taxation Office	2	3	5	8.2	0	0	0	0	0	0	0	2	2	0	3	3	0	0	0	0	0	0	1	1	2	0	2	
Department of Agriculture, Fisheries and Forestry Australia	0	2	2	3.28	0	0	0	0	0	0	0	0	0	0	0	0	0	0	0	0	0	0	0	0	0	0	0	0
Department of Defence	2	0	2	3.28	1	0	1	0	0	0	1	0	1	0	0	0	0	0	0	0	0	1	0	1	0	0	0	0
Department of Education, Science and Training	0	1	1	1.64	0	0	0	0	1	1	0	0	0	0	0	0	0	0	0	0	0	0	0	0	0	0	0	0
Department of Foreign Affairs and Trade	0	1	1	1.64	0	0	0	0	0	0	0	0	0	1	1	0	0	0	0	0	0	0	0	0	0	0	0	0

**KEY: P = Personal, O = Other, T = Total**

AAT Review - Applications and Results

AGENCY	Applications			% of Total Applications	Decisions Affirmed			Access Granted in Full			Partial Access Granted			Withdrawn Without Concession			Withdrawn Part Concession			Decided No Jurisdiction			Delay Primary (S.56(1))			Delay Internal Review (S.55(3))		
	P	O	T		P	O	T	P	O	T	P	O	T	P	O	T	P	O	T	P	O	T	P	O	T	P	O	T
Department of Health and Ageing	0	3	3	4.92	0	0	0	0	0	0	0	0	0	0	0	0	0	0	0	0	0	0	0	0	0	0	0	0
Department of Immigration & Multicultural & Indigenous Affairs	14	11	25	40.98	1	2	3	0	1	1	0	0	0	5	0	5	1	1	2	0	0	0	0	0	0	0	0	0
Department of Industry, Tourism and Resources	0	0	0	0	0	1	1	0	0	0	0	0	0	0	0	0	0	0	0	0	0	0	0	0	0	0	0	0
Department of the Prime Minister and Cabinet	2	0	2	3.28	0	0	0	0	0	0	0	0	0	0	0	0	0	0	0	0	0	0	0	0	0	0	0	0
Department of Transport and Regional Services	0	2	2	3.28	0	0	0	0	0	0	0	0	0	0	0	0	0	0	0	0	0	0	0	0	0	0	0	0
Department of Veterans' Affairs	1	0	1	1.64	1	0	1	0	0	0	0	0	0	0	0	0	0	0	0	0	0	0	0	0	0	0	0	0
Director of Public Prosecutions	1	0	1	1.64	0	0	0	0	0	0	0	0	0	0	0	0	0	0	0	0	0	0	0	0	0	0	0	0
Human Rights and Equal Opportunity Commission	0	2	2	3.28	0	1	1	0	0	0	0	0	0	0	0	0	0	0	0	0	0	0	0	0	0	0	0	0
National Crime Authority	0	1	1	1.64	0	0	0	0	0	0	0	1	1	0	0	0	0	0	0	0	0	0	0	0	0	0	0	0
National Native Title Tribunal	0	0	0	0	0	0	0	0	0	0	0	0	0	0	0	0	1	1	0	0	0	0	0	0	0	0	0	0
Refugee Review Tribunal	1	0	1	1.64	1	0	1	0	0	0	0	0	0	2	0	2	0	0	0	0	0	0	0	0	0	0	0	0
Telstra Corporation Limited	0	0	0	0	0	0	0	0	0	0	1	0	1	3	0	3	0	0	0	0	0	0	0	0	0	0	0	0
Veterans' Review Board	1	0	1	1.64	0	0	0	0	0	0	0	0	0	0	0	0	0	0	0	0	0	0	0	0	0	0	0	0
<b>TOTAL</b>	<b>32</b>	<b>29</b>	<b>61</b>	<b>100</b>	<b>5</b>	<b>7</b>	<b>12</b>	<b>0</b>	<b>2</b>	<b>2</b>	<b>5</b>	<b>3</b>	<b>8</b>	<b>12</b>	<b>8</b>	<b>20</b>	<b>1</b>	<b>2</b>	<b>3</b>	<b>0</b>	<b>0</b>	<b>0</b>	<b>1</b>	<b>1</b>	<b>2</b>	<b>2</b>	<b>0</b>	<b>2</b>

**KEY:** P = Personal, O = Other, T = Total

AAT Review - Applications

**Appendix G: AAT Review - Applications**

[Note: Information supplied by Administrative Appeals Tribunal]

<b>AGENCY</b>	<b>Total Applications</b>	<b>% of Applications</b>
Centrelink	29	29.29
Commissioner of Taxation	10	10.10
Department of Immigration & Multicultural Affairs	10	10.10
Department of Family & Community Services	9	9.09
Australian Federal Police	6	6.06
Department of Health & Ageing	3	3.03
Commissioner of Customs	2	2.02
Department of Agriculture Fisheries & Forestry	2	2.02
Department of Defence	2	2.02
Department of Foreign Affairs and Trade	2	2.02
Department of Prime Minister & Cabinet	2	2.02
Department of Transport & Regional Services	2	2.02
Department of Treasury	2	2.02
Department of Veterans' Affairs	2	2.02
Administrative Appeals Tribunal	1	1.01
Attorney-General's Department	1	1.01
AusAID	1	1.01
Australian Broadcasting Corporation	1	1.01
Australian Sports Commission	1	1.01
Australian Trade Commission	1	1.01
Comcare	1	1.01
Commonwealth Director of Public Prosecutions	1	1.01
Commonwealth Ombudsman	1	1.01
CSIRO	1	1.01
Department of Education Science & Training	1	1.01
Department of Employment Workplace Relations	1	1.01
Human Rights & Equal Opportunity Commission	1	1.01
Insolvency & Trustee Service Australia	1	1.01
National Crime Authority	1	1.01
Refugee Review Tribunal	1	1.01
<b>TOTAL</b>	<b>99</b>	<b>100</b>



Amendment of Personal Records - Primary Request Result

**Appendix H: Amendment of Personal Records - Primary Request Result**

<b>AGENCY</b>	<b>S.48 Requests</b>	<b>Primary Requests Granted - Alter</b>	<b>Primary Requests Granted - Notate</b>	<b>Primary Requests Granted - Alter &amp; Notate</b>	<b>Primary Requests Refused</b>
Australian Federal Police	3	0	1	0	0
Department of Defence	12	0	1	0	4
Department of Employment and Workplace Relations	1	0	0	0	1
Department of Family and Community Services	3	1	0	0	0
Department of Immigration & Multicultural & Indigenous Affairs	595	270	10	194	192
Department of Veterans' Affairs	1	0	1	0	0
Health Insurance Commission	2	0	2	0	0
<b>TOTAL</b>	<b>617</b>	<b>271</b>	<b>15</b>	<b>194</b>	<b>197</b>

Note: The number of requests determined does not correlate with requests made.  
This is due to requests made but not finalised and/or to reporting difficulties.

Amendment of Personal Records - Internal Review Result

**Appendix I: Amendment of Personal Records - Internal Review Result**

<b>AGENCY</b>	<b>S.48 Requests</b>	<b>Internal Review Requests</b>	<b>Granted - Alter</b>	<b>Granted - Notate</b>	<b>Granted - Alter &amp; Notate</b>	<b>Total Granted</b>	<b>Refused</b>
Australian Federal Police	3	0	0	0	0	0	0
Department of Defence	12	0	0	0	0	0	0
Department of Veterans' Affairs	1	0	0	0	0	0	0
Department of Employment and Workplace Relations	1	0	0	0	0	0	0
Department of Family and Community Services	3	0	0	0	0	0	0
Health Insurance Commission	2	0	0	0	0	0	0
Department of Immigration & Multicultural & Indigenous Affairs	595	5	4	0	1	5	5
<b>TOTAL</b>	<b>617</b>	<b>5</b>	<b>4</b>	<b>0</b>	<b>1</b>	<b>5</b>	<b>5</b>



Summary of all Costs of FOI Reported by Agencies

**Appendix K: Summary of all Costs of FOI Reported by Agencies**

<b>AGENCY</b>	<b>Requests Received</b>	<b>Staff-Years</b>	<b>Salary Costs (Inc. 60% Related Costs)</b>	<b>Non-Labour Costs</b>	<b>Average Staff Days per Request</b>	<b>Average Cost per Request</b>	<b>TOTAL COSTS</b>
Department of Immigration and Multicultural and Indigenous	10567	46.01	\$3,692,241	\$285,391	1.16	\$376	\$3,977,632
Centrelink	7903	30.5	\$2,585,189	\$180,135	1.03	\$350	\$2,765,324
Australian Taxation Office	475	25.56	\$2,060,930	\$198,379	14.31	\$4,756	\$2,259,309
Department of Veterans' Affairs	13508	13.4	\$1,063,041	\$196,895	0.26	\$93	\$1,259,936
Airservices Australia	20	21.09	\$767,941	\$4,042	280.5	\$38,599	\$771,983
Department of Defence	189	7.61	\$613,347	\$78,602	10.71	\$3,661	\$691,949
Department of Employment and Workplace Relations	68	3.81	\$307,746	\$338,506	14.9	\$9,504	\$646,252
Australian Federal Police	128	5.6	\$418,538	\$110,261	11.64	\$4,131	\$528,799
Department of Health and Ageing	104	4.37	\$366,505	\$10,957	11.18	\$3,629	\$377,462
Telstra Corporation Limited	733	2.99	\$248,802	\$28,464	1.09	\$378	\$277,266
Health Insurance Commission	14	3	\$240,264	\$4,646	57	\$17,494	\$244,910
Department of Industry, Tourism and Resources	16	1.96	\$166,683	\$66,025	32.59	\$14,544	\$232,708
Attorney-General's Department	64	2.84	\$227,450	\$1,366	11.8	\$3,575	\$228,816
Aboriginal and Torres Strait Islander Commission	26	2.51	\$223,658	\$1,122	25.68	\$8,645	\$224,780
Department of Foreign Affairs and Trade	52	1.86	\$138,942	\$45,068	9.51	\$3,539	\$184,010
Commonwealth Scientific and Industrial Research Organisation (CSIRO)	24	1.1	\$80,088	\$87,830	12.19	\$6,997	\$167,918
Australian Competition and Consumer Commission	35	1.73	\$155,959	\$9,040	13.15	\$4,714	\$164,999
Department of Family and Community Services	258	3.17	\$146,183	\$18,129	3.27	\$637	\$164,312
Australian Customs Service	71	1.62	\$129,060	\$31,777	6.07	\$2,265	\$160,837
Department of Finance and Administration	35	1.95	\$127,671	\$23,380	14.82	\$4,316	\$151,051
Refugee Review Tribunal	955	1.65	\$131,313	\$18,310	0.46	\$157	\$149,623
Department of Transport and Regional Services	83	1.59	\$128,338	\$4,655	5.1	\$1,602	\$132,993
Department of Agriculture, Fisheries and Forestry Australia	26	1.24	\$107,730	\$24,745	12.69	\$5,095	\$132,475

Summary of all Costs of FOI Reported by Agencies

<b>AGENCY</b>	<b>Requests Received</b>	<b>Staff-Years</b>	<b>Salary Costs (Inc. 60% Related Costs)</b>	<b>Non-Labour Costs</b>	<b>Average Staff Days per Request</b>	<b>Average Cost per Request</b>	<b>TOTAL COSTS</b>
Trade Marks Office	761	1.66	\$120,000	\$11,254	0.58	\$172	\$131,254
Department of the Prime Minister and Cabinet	23	1.32	\$104,864	\$11,826	15.27	\$5,073	\$116,690
Civil Aviation Safety Authority	87	1.35	\$92,463	\$21,150	4.13	\$1,306	\$113,613
Australian Securities and Investments Commission	50	1.15	\$94,525	\$5,321	6.12	\$1,997	\$99,846
National Registration Authority for Agricultural and Veterinary Chemicals	5	0.9	\$92,897	\$108	47.88	\$18,601	\$93,005
Reserve Bank of Australia	9	0.94	\$46,704	\$39,131	27.78	\$9,537	\$85,835
Department of the Environment and Heritage	18	1	\$83,582	\$1,419	14.78	\$4,722	\$85,001
Australian Broadcasting Corporation	11	2	\$80,088	\$82	48.36	\$7,288	\$80,170
Registrar of Aboriginal Corporations	4	0.08	\$6,973	\$67,191	5.32	\$18,541	\$74,164
Department of Education, Science and Training	20	0.7	\$55,592	\$13,973	9.31	\$3,478	\$69,565
National Gallery of Australia	8	0.25	\$19,888	\$42,800	8.31	\$7,836	\$62,688
Australian Broadcasting Authority	12	0.22	\$19,236	\$24,653	4.88	\$3,657	\$43,889
Department of the Treasury	30	0.31	\$25,697	\$17,128	2.75	\$1,428	\$42,825
Australian Postal Corporation	24	0.17	\$11,649	\$14,000	1.88	\$1,069	\$25,649
Commonwealth Ombudsman	28	0.35	\$19,198	\$3,036	3.32	\$794	\$22,234
Dept of Reconciliation and Aboriginal and Torres Strait Islander Affairs	3	0.23	\$20,267	\$1,110	20.39	\$7,126	\$21,377
National Native Title Tribunal	3	0.26	\$17,533	\$2,614	23.05	\$6,716	\$20,147
Veterans' Review Board	2	0.05	\$4,004	\$15,715	6.65	\$9,860	\$19,719
Department of Communications, Information Technology and the Arts	11	0.23	\$17,808	\$730	5.56	\$1,685	\$18,538
Great Barrier Reef Marine Park Authority	10	0.24	\$16,638	\$982	6.38	\$1,762	\$17,620
Defence Force Retirement and Death Benefits Authority	97	0.2	\$16,018	\$1,499	0.55	\$181	\$17,517
Military Superannuation and Benefits Board of Trustees No.1	78	0.2	\$16,018	\$1,115	0.68	\$220	\$17,133
Australian Prudential Regulation Authority	18	0.22	\$16,502	\$280	3.25	\$932	\$16,782
National Crime Authority	6	0.15	\$13,994	\$0	6.65	\$2,332	\$13,994

Summary of all Costs of FOI Reported by Agencies

<b>AGENCY</b>	<b>Requests Received</b>	<b>Staff-Years</b>	<b>Salary Costs (Inc. 60% Related Costs)</b>	<b>Non-Labour Costs</b>	<b>Average Staff Days per Request</b>	<b>Average Cost per Request</b>	<b>TOTAL COSTS</b>
CSS Board	55	0.14	\$11,212	\$908	0.68	\$220	\$12,120
Director of Public Prosecutions	5	0.08	\$4,388	\$6,840	4.26	\$2,246	\$11,228
Remuneration Tribunal	2	0.17	\$10,460	\$150	22.61	\$5,305	\$10,610
Australian Electoral Commission	14	0.08	\$6,407	\$3,730	1.52	\$724	\$10,137
Australian Maritime Safety Authority	11	0.11	\$8,810	\$493	2.66	\$846	\$9,303
PSS Board	44	0.1	\$8,009	\$881	0.6	\$202	\$8,890
Snowy Mountains Hydro-Electric Authority	1	0.1	\$8,009	\$0	26.6	\$8,009	\$8,009
Australian Trade Commission (Austrade)	11	0.02	\$619	\$6,890	0.48	\$683	\$7,509
Patent Office	89	0.08	\$6,062	\$547	0.24	\$74	\$6,609
Australian Nuclear Science and Technical Organisation	2	0.08	\$6,172	\$72	10.64	\$3,122	\$6,244
Human Rights and Equal Opportunity Commission	12	0.06	\$4,643	\$638	1.33	\$440	\$5,281
Minister for Employment and Workplace Relations	1	0.08	\$5,128	\$40	21.28	\$5,168	\$5,168
Designs Office	6	0.07	\$4,979	\$43	3.1	\$837	\$5,022
National Capital Authority	2	0.05	\$4,570	\$25	6.65	\$2,298	\$4,595
Migration Review Tribunal	105	0.05	\$4,004	\$300	0.13	\$41	\$4,304
Australian Public Service Commission	0	0.05	\$4,004	\$0	0	\$0	\$4,004
National Office for the Information Economy	1	0.02	\$1,885	\$1,780	5.32	\$3,665	\$3,665
Prime Minister	4	0.04	\$3,526	\$0	2.66	\$881	\$3,526
Australian Fisheries Management Authority	2	0.04	\$3,304	\$180	5.32	\$1,742	\$3,484
Dairy Adjustment Authority	2	0.04	\$3,204	\$245	5.32	\$1,724	\$3,449
Australian Sports Drug Agency	1	0.04	\$2,403	\$1,040	10.64	\$3,443	\$3,443
Comcare	21	0.03	\$1,602	\$1,730	0.38	\$159	\$3,332
Australian Heritage Commission	1	0.03	\$2,504	\$558	7.98	\$3,062	\$3,062
Australian National University	3	0.02	\$1,885	\$1,145	1.77	\$1,010	\$3,030
Australian Communications Authority	4	0.02	\$1,885	\$1,000	1.33	\$721	\$2,885

Summary of all Costs of FOI Reported by Agencies

<b>AGENCY</b>	<b>Requests Received</b>	<b>Staff-Years</b>	<b>Salary Costs (Inc. 60% Related Costs)</b>	<b>Non-Labour Costs</b>	<b>Average Staff Days per Request</b>	<b>Average Cost per Request</b>	<b>TOTAL COSTS</b>
Merit Protection Commissioner	9	0.04	\$2,686	\$125	1.18	\$312	\$2,811
Australian Transaction Reports and Analysis Centre (AUSTRAC)	37	0.02	\$2,168	\$50	0.14	\$60	\$2,218
Commissioner for Superannuation	0	0.02	\$1,602	\$551	0	\$0	\$2,153
Office of the Federal Privacy Commissioner	4	0.01	\$619	\$1,399	0.67	\$504	\$2,018
Minister for Veterans' Affairs	1	0.02	\$1,924	\$10	5.32	\$1,934	\$1,934
National Drugs and Poisons Schedule Committee	2	0.02	\$1,885	\$45	2.66	\$965	\$1,930
National Health and Medical Research Council	1	0.02	\$1,885	\$10	5.32	\$1,895	\$1,895
Social Security Appeals Tribunal	1	0.02	\$1,885	\$5	5.32	\$1,890	\$1,890
Insolvency and Trustee Service Australia	2	0.02	\$1,602	\$25	2.66	\$813	\$1,627
Australian Dairy Corporation	1	0.02	\$1,602	\$0	5.32	\$1,602	\$1,602
Tax Agents' Board (NSW)	1	0.02	\$1,602	\$0	5.32	\$1,602	\$1,602
Australian Wine and Brandy Corporation	1	0.02	\$1,420	\$0	5.32	\$1,420	\$1,420
Federal Court of Australia	0	0.03	\$1,084	\$45	0	\$0	\$1,129
Albury-Wodonga Development Corporation	1	0.01	\$801	\$268	2.66	\$1,069	\$1,069
High Court of Australia	4	0.02	\$801	\$105	1.33	\$226	\$906
Bureau of Meteorology	1	0.01	\$801	\$50	2.66	\$851	\$851
Defence Housing Authority	1	0.01	\$801	\$20	2.66	\$821	\$821
Wheat Export Authority	2	0.01	\$801	\$8	1.33	\$404	\$809
Family Court of Australia	1	0.01	\$801	\$5	2.66	\$806	\$806
Australian Law Reform Commission	0	0.01	\$801	\$0	0	\$0	\$801
Cotton Research and Development Corporation	0	0.01	\$801	\$0	0	\$0	\$801
Classification Review Board	1	0.01	\$801	\$0	2.66	\$801	\$801
Australian National Training Authority	2	0.01	\$801	\$0	1.33	\$400	\$801
Office of Film and Literature Classification	2	0.01	\$801	\$0	1.33	\$400	\$801

Summary of all Costs of FOI Reported by Agencies

<b>AGENCY</b>	<b>Requests Received</b>	<b>Staff-Years</b>	<b>Salary Costs (Inc. 60% Related Costs)</b>	<b>Non-Labour Costs</b>	<b>Average Staff Days Per Request</b>	<b>Average Cost Per Request</b>	<b>TOTAL COSTS</b>
Australian Radiation Protection and Nuclear Safety Agency	1	0	\$0	\$40	0	\$40	\$40
Superannuation Complaints Tribunal	0	0	\$0	\$35	0	\$0	\$35
Sugar Research and Development Corporation	0	0.01	\$0	\$5	0	\$0	\$5
National Oceans Office	1	0	\$0	\$5	0	\$5	\$5
Office of the Employment Advocate	1	0	\$0	\$4	0	\$4	\$4
Aged Care Commissioner of Complaints	1	0	\$0	\$0	0	\$0	\$0
Australian Protective Service	1	0	\$0	\$0	0	\$0	\$0
Minister for Communications, Information Technology and the Arts	1	0	\$0	\$0	0	\$0	\$0
Minister for Family and Community Services	1	0	\$0	\$0	0	\$0	\$0
ScreenSound Australia, the National Screen and Sound Archive	1	0	\$0	\$0	0	\$0	\$0
Special Broadcasting Service Corporation	1	0	\$0	\$0	0	\$0	\$0
Food Standards Australia New Zealand	2	0	\$0	\$0	0	\$0	\$0
Minister for Transport and Regional Services	2	0	\$0	\$0	0	\$0	\$0
Official Secretary to the Governor-General	3	0	\$0	\$0	0	\$0	\$0
Administrative Appeals Tribunal	7	0	\$0	\$0	0	\$0	\$0
<b>TOTAL</b>	<b>37169</b>	<b>203.35</b>	<b>\$15,290,201</b>	<b>\$2,096,887</b>	<b>1.46</b>	<b>\$468</b>	<b>\$17,387,088</b>



Non-Labour Costs Reported by Agencies

**Appendix L: Non-Labour Costs Reported by Agencies**

AGENCY	Photocopy \$	Printing \$	Purchase of Material \$	Postage \$	Telephone \$	Travel \$	Solicitors' Fees \$	Legal Counsel Fees \$	Applicants' Litigation Costs \$	Computer Time \$	Other \$	TOTAL \$
Department of Employment and Workplace Relations	2620	25	0	535	1360	7845	223761	98019	0	2240	2101	338506
Department of Immigration and Multicultural and Indigenous Affairs	14178	5307	376	11121	720	27453	51664	90270	0	23101	61201	285391
Australian Taxation Office	7586	0	4683	2795	31065	250	110250	0	0	41750	0	198379
Department of Veterans' Affairs	77181	0	10783	34416	15868	1288	0	0	0	55659	1700	196895
Centrelink	111970	4000	585	22070	32688	7926	0	0	0	896	0	180135
Australian Federal Police	542	1080	860	1750	1750	2500	0	80119	0	20000	1660	110261
Commonwealth Scientific and Industrial Research Organisation (CSIRO)	1000	0	150	0	3050	5600	78030	0	0	0	0	87830
Department of Defence	799	0	0	455	302	4340	62366	10340	0	0	0	78602
Registrar of Aboriginal Corporations	100	0	0	26	90	0	0	66975	0	0	0	67191
Department of Industry, Tourism and Resources	2500	750	900	325	400	0	57670	0	0	3480	0	66025
Department of Foreign Affairs and Trade	2500	0	200	650	4500	0	12516	23252	0	0	1450	45068
National Gallery of Australia	500	0	0	50	0	0	42000	0	0	250	0	42800
Reserve Bank of Australia	0	0	0	0	0	0	31288	7843	0	0	0	39131
Australian Customs Service	350	25	15	874	59	1908	17200	0	0	120	11226	31777
Telstra Corporation Limited	1480	0	0	666	2957	548	0	21963	0	0	850	28464
Department of Agriculture, Fisheries and Forestry Australia	420	0	0	175	450	0	16100	5000	0	2600	0	24745
Australian Broadcasting Authority	170	0	16	133	31	1071	1892	0	21340	0	0	24653

Non-Labour Costs Reported by Agencies

AGENCY	Photocopy \$	Printing \$	Purchase of Material \$	Postage \$	Telephone \$	Travel \$	Solicitors' Fees \$	Legal Counsel Fees \$	Applicants' Litigation Costs \$	Computer Time \$	Other \$	TOTAL \$
Department of Finance and Administration	480	0	0	48	0	0	21672	0	0	0	1180	23380
Civil Aviation Safety Authority	8100	790	630	2010	2080	2500	0	0	0	5040	0	21150
Refugee Review Tribunal	8169	104	906	4216	318	1271	2901	0	0	0	425	18310
Department of Family and Community Services	5244	0	96	1675	45	8217	500	0	0	0	2352	18129
Department of the Treasury	2295	139	1	50	144	0	14499	0	0	0	0	17128
Veterans' Review Board	50	0	0	5	20	2280	10850	2510	0	0	0	15715
Australian Postal Corporation	300	0	0	0	200	0	12000	0	0	500	1000	14000
Department of Education, Science and Training	198	0	0	204	1669	0	11902	0	0	0	0	13973
Department of the Prime Minister and Cabinet	150	0	0	150	300	0	11226	0	0	0	0	11826
Trade Marks Office	8492	135	0	1668	64	0	0	0	0	895	0	11254
Department of Health and Ageing	3000	1840	0	450	350	2024	840	0	0	2028	425	10957
Australian Competition and Consumer Commission	762	0	0	140	220	670	4475	0	0	1200	1573	9040
Australian Trade Commission (Austrade)	400	100	0	45	45	0	6000	0	0	300	0	6890
Director of Public Prosecutions	120	0	0	15	40	0	0	6665	0	0	0	6840
Australian Securities and Investments Commission	866	70	10	100	104	0	0	528	0	3643	0	5321
Department of Transport and Regional Services	1525	0	40	230	200	0	0	0	0	2660	0	4655
Health Insurance Commission	300	0	200	250	300	0	2596	0	0	1000	0	4646
Airservices Australia	1229	0	169	480	192	0	0	0	0	1972	0	4042
Australian Electoral Commission	120	0	0	60	50	0	0	3000	0	500	0	3730
Commonwealth Ombudsman	506	500	0	380	150	0	0	0	0	500	1000	3036

Non-Labour Costs Reported by Agencies

AGENCY	Photocopy \$	Printing \$	Purchase of Material \$	Postage \$	Telephone \$	Travel \$	Solicitors' Fees \$	Legal Counsel Fees \$	Applicants' Litigation Costs \$	Computer Time \$	Other \$	TOTAL \$
National Native Title Tribunal	100	0	0	50	0	0	0	2464	0	0	0	2614
National Office for the Information Economy	60	0	0	120	100	0	1500	0	0	0	0	1780
Comcare	1500	0	0	180	50	0	0	0	0	0	0	1730
Defence Force Retirement and Death Benefits Authority	703	0	0	244	12	0	0	0	0	0	540	1499
Department of the Environment and Heritage	680	0	0	98	263	0	0	0	0	378	0	1419
Office of the Federal Privacy Commissioner	49	0	0	40	10	0	0	0	0	300	1000	1399
Attorney-General's Department	250	0	0	95	100	0	0	0	0	321	600	1366
Australian National University	30	0	0	15	0	0	0	0	0	250	850	1145
Aboriginal and Torres Strait Islander Commission	0	0	0	0	0	0	0	1122	0	0	0	1122
Military Superannuation and Benefits Board of Trustees No.1	359	0	0	197	19	0	0	0	0	0	540	1115
Dept of Reconciliation and Aboriginal and Torres Strait Islander Affairs	300	150	50	50	30	0	0	530	0	0	0	1110
Australian Sports Drug Agency	0	0	0	20	20	0	500.00	0	0	500	0	1040
Australian Communications Authority	0	0	0	0	0	0	0	0	0	0	1000	1000
Great Barrier Reef Marine Park Authority	955	0	0	27	0	0	0	0	0	0	0	982
CSS Board	202	0	0	143	23	0	0	0	0	0	540	908
PSS Board	222	0	0	106	13	0	0	0	0	0	540	881
Department of Communications, Information Technology and the Arts	60	0	0	120	50	0	500	0	0	0	0	730

Non-Labour Costs Reported by Agencies

AGENCY	Photocopy \$	Printing \$	Purchase of Material \$	Postage \$	Telephone \$	Travel \$	Solicitors' Fees \$	Legal Counsel Fees \$	Applicants' Litigation Costs \$	Computer Time \$	Other \$	TOTAL \$
Human Rights and Equal Opportunity Commission	344	0	0	204	38	0	0	0	0	52	0	638
Australian Heritage Commission	60	0	0	30	10	0	308	0	0	150	0	558
Commissioner for Superannuation	3	0	0	3	5	0	0	0	0	0	540	551
Patent Office	341	4	0	128	3	0	0	0	0	71	0	547
Australian Maritime Safety Authority	15	0	0	27	38	0	0	0	0	398	15	493
Migration Review Tribunal	105	0	0	175	20	0	0	0	0	0	0	300
Australian Prudential Regulation Authority	168	0	0	12	0	0	0	0	0	100	0	280
Albury-Wodonga Development Corporation	35	162	0	5	5	0	0	0	0	50	11	268
Dairy Adjustment Authority	21	0	0	12	10	0	150	0	0	5	47	245
Australian Fisheries Management Authority	100	0	0	60	10	0	0	0	0	10	0	180
Remuneration Tribunal	10	0	0	10	30	0	0	0	0	100	0	150
Merit Protection Commissioner	40	0	0	5	80	0	0	0	0	0	0	125
National Registration Authority for Agricultural and Veterinary Chemicals	78	0	0	10	20	0	0	0	0	0	0	108
High Court of Australia	50	20	0	15	0	0	0	0	0	20	0	105
Australian Broadcasting Corporation	62	0	0	10	10	0	0	0	0	0	0	82
Australian Nuclear Science and Technical Organisation	67	0	5	0	0	0	0	0	0	0	0	72
Australian Transaction Reports and Analysis Centre (AUSTRAC)	50	0	0	0	0	0	0	0	0	0	0	50
Bureau of Meteorology	20	0	0	30	0	0	0	0	0	0	0	50
Federal Court of Australia	20	0	0	5	20	0	0	0	0	0	0	45

Non-Labour Costs Reported by Agencies

AGENCY	Photocopy \$	Printing \$	Purchase of Material \$	Postage \$	Telephone \$	Travel \$	Solicitors' Fees \$	Legal Counsel Fees \$	Applicants' Litigation Costs \$	Computer Time \$	Other \$	TOTAL \$
National Drugs and Poisons Schedule Committee	20	0	0	10	15	0	0	0	0	0	0	45
Designs Office	11	0	0	9	3	0	0	0	0	20	0	43
Minister for Employment and Workplace Relations	5	0	0	5	10	0	0	0	0	20	0	40
Australian Radiation Protection and Nuclear Safety Agency	40	0	0	0	0	0	0	0	0	0	0	40
Superannuation Complaints Tribunal	0	0	0	0	5	0	0	0	0	30	0	35
Insolvency and Trustee Service Australia	10	0	0	5	10	0	0	0	0	0	0	25
National Capital Authority	15	0	0	4	6	0	0	0	0	0	0	25
Defence Housing Authority	10	0	0	10	0	0	0	0	0	0	0	20
Minister for Veterans' Affairs	0	0	0	0	10	0	0	0	0	0	0	10
National Health and Medical Research Council	0	0	0	5	5	0	0	0	0	0	0	10
Wheat Export Authority	2	0	0	1	5	0	0	0	0	0	0	8
Family Court of Australia	1	1	0	1	1	0	0	0	0	1	0	5
Sugar Research and Development Corporation	0	0	0	0	0	0	0	0	0	5	0	5
Social Security Appeals Tribunal	5	0	0	0	0	0	0	0	0	0	0	5
National Oceans Office	3	0	0	2	0	0	0	0	0	0	0	5
Office of the Employment Advocate	0	1	0	3	0	0	0	0	0	0	0	4
RAAF Veterans' Residence Trust Fund	1	0	0	1	0	0	0	0	0	0	0	2
<b>TOTAL</b>	<b>273384</b>	<b>15203</b>	<b>20675</b>	<b>90519</b>	<b>102840</b>	<b>77691</b>	<b>807156</b>	<b>420600</b>	<b>21340</b>	<b>173115</b>	<b>94366</b>	<b>2096889</b>

Agencies and Ministers subject to the FOI Act

**Appendix M: Agencies and Ministers subject to the FOI Act as at 30 June 2002\***

**AGRICULTURE, FISHERIES AND  
FORESTRY AUSTRALIA**

Australian Dairy Corporation  
Australian Fisheries Management Authority  
Australian Wine and Brandy Corporation  
Cotton Research and Development Corporation  
Dairy Adjustment Authority  
Dairy Research and Development Corporation  
Department of Agriculture, Fisheries  
and Forestry Australia  
Fisheries Research and Development Corporation  
Forest and Wood Products Research  
and Development Corporation  
Grains Research and Development Corporation  
Grape and Wine Research and Development Corporation  
Land and Water Australia  
Minister for Agriculture, Fisheries and Forestry  
Minister for Forestry and Conservation  
Murray-Darling Basin Commission  
National Registration Authority for  
Agricultural and Veterinary Chemicals  
National Rural Advisory Council  
Parliamentary Secretary to the Minister for  
Agriculture, Fisheries and Forestry  
Plant Breeder's Rights Advisory Committee  
Rural Industries Research and Development Corporation  
Sugar Research and Development Corporation  
Wheat Export Authority

**ATTORNEY-GENERAL'S**

Administrative Appeals Tribunal  
Administrative Review Council  
Attorney-General  
Attorney-General's Department  
Australian Customs Service  
Australian Federal Police  
Australian Institute of Criminology  
Australian Law Reform Commission  
Australian Transaction Reports and Analysis Centre  
(AUSTRAC)  
Classification Review Board  
Copyright Tribunal  
Criminology Research Council  
Crimtrac  
Defence Force Discipline Appeal Tribunal  
Director of Public Prosecutions

Family Court of Australia  
Family Law Council  
Federal Court of Australia  
Federal Magistrates Service  
Federal Police Disciplinary Tribunal  
High Court of Australia  
Human Rights and Equal Opportunity Commission  
Insolvency and Trustee Service Australia  
Minister for Justice and Customs  
National Crime Authority  
National Native Title Tribunal  
Office of Film and Literature Classification  
Office of Parliamentary Counsel  
Office of the Federal Privacy Commissioner  
Solicitor-General

**COMMUNICATIONS, INFORMATION  
TECHNOLOGY AND THE ARTS**

Australia Council  
Australian Broadcasting Authority  
Australian Broadcasting Corporation  
Australian Communications Authority  
Australian Film Commission  
Australian Film, Television and Radio School  
Australian National Maritime Museum  
Australian Postal Corporation  
Australian Sports Commission  
Australian Sports Drug Agency  
Department of Communications, Information  
Technology and the Arts  
Minister for Communications, Information  
Technology and the Arts  
Minister for the Arts and Sport  
National Archives of Australia  
National Gallery of Australia  
National Library of Australia  
National Museum of Australia  
National Office for the Information Economy  
National Science and Technology Centre  
ScreenSound Australia, the National Screen  
and Sound Archive  
Special Broadcasting Service Corporation  
Telstra Corporation Limited

## Agencies and Ministers subject to the FOI Act

### **DEFENCE**

Army and Air Force Canteen Service Board  
T/A Frontline Defence Service  
Australian Military Forces Relief Trust Fund  
Australian War Memorial  
Defence Force Retirement and Death Benefits  
(DFRDB) Authority  
Defence Housing Authority  
Department of Defence  
Department of Veterans' Affairs  
Military Superannuation and Benefits Board of  
Trustees No.1  
Minister for Defence  
Minister for Veterans' Affairs  
Office of Australian War Graves  
Parliamentary Secretary to the Minister for Defence  
RAAF Veterans' Residences Trust Fund  
RAAF Welfare Trust Fund  
RAN Central Canteens Fund  
RAN Relief Trust Fund  
Repatriation Commission  
Veterans' Review Board

### **EDUCATION, SCIENCE AND TRAINING**

Anglo-Australian Telescope Board  
Australian Institute of Marine Science  
Australian National Training Authority  
Australian National University  
Australian Nuclear Science and Technical  
Organisation  
CSIRO  
Department of Education, Science and Training  
Minister for Education, Science and Training  
Minister for Science

### **EMPLOYMENT AND WORKPLACE RELATIONS**

Australian Industrial Registry  
Comcare  
Defence Force Remuneration Tribunal  
Department of Employment and Workplace Relations  
Equal Opportunity for Women in the Workplace Agency  
Minister for Employment and Workplace Relations  
Minister for Employment Services  
National Occupational Health and Safety Commission  
Office of the Employment Advocate  
Remuneration Tribunal  
Seafarers Safety Rehabilitation and Compensation  
Authority

### **ENVIRONMENT AND HERITAGE**

Australian Heritage Commission  
Bureau of Meteorology  
Department of the Environment and Heritage  
Great Barrier Reef Marine Park Authority  
Minister for the Environment and Heritage  
National Oceans Office  
Parliamentary Secretary to the Minister for the  
Environment and Heritage

### **FAMILY AND COMMUNITY SERVICES**

Australian Institute of Family Studies  
Centrelink  
Department of Family and Community Services  
Minister for Children and Youth Affairs  
Minister for Family and Community Services  
Parliamentary Secretary to the Minister for Family and  
Community Services  
Social Security Appeals Tribunal

### **FINANCE AND ADMINISTRATION**

Australian Electoral Commission  
Commissioner for Superannuation  
Commonwealth Grants Commission  
CSS Board  
Department of Finance and Administration  
Minister for Finance and Administration  
Parliamentary Secretary to the Minister for Finance  
and Administration  
PSS Board  
Special Minister of State

### **FOREIGN AFFAIRS AND TRADE**

Australia-Japan Foundation  
Australian Centre for International Agriculture  
Research  
Australian Trade Commission (Austrade)  
Department of Foreign Affairs and Trade  
Export Finance and Insurance Corporation  
Minister for Foreign Affairs  
Minister for Trade  
Parliamentary Secretary to the Minister for Foreign  
Affairs

## Agencies and Ministers subject to the FOI Act

### **HEALTH AND AGEING**

Acute Care Advisory Committee  
Aged Care Commissioner of Complaints  
Aged Care Complaints Resolution Committees  
Aged Care Planning Advisory Committees  
Aged Care Residential Care Standards Review Committees  
Australian Community Pharmacy Authority  
Australian Drug Evaluation Committee  
Australian Hearing  
Australian Institute of Health and Welfare  
Australian Radiation Protection and Nuclear Safety Agency  
Complementary Medicines Evaluation Committee  
Department of Health and Ageing  
Food Standards Australia New Zealand  
Gene Technology Regulator  
General Practice Recognition Appeal Committee  
General Practice Recognition Eligibility Committee  
Health Insurance Commission  
Medical Benefits (Dental Practitioners) Advisory Committee  
Medical Benefits (Dental Practitioners) Appeal Committee  
Medical Training Review Panel  
Medicare Benefits Advisory Committee  
Medicare Participation Review Committees  
Medicines Evaluation Committee  
Minister for Ageing  
Minister for Health and Ageing  
National Drugs and Poisons Schedule Committee  
National Health and Medical Research Council  
National Pathology Accreditation Advisory Council  
Nursing Homes Fee Review Committees of Inquiry  
Overseas Specialist Advisory Committees-  
All States/Territories  
Parliamentary Secretary to the Minister for Health and Aged Care  
Pathology Services Table Committee  
Pharmaceutical Benefits Advisory Committee  
Pharmaceutical Benefits Remuneration Tribunal  
Pharmaceutical Services Committees of Inquiry  
Private Health Insurance Administration Council  
Private Health Insurance Ombudsman  
Professional Services Review Scheme  
Registration Committee  
Specialist Recognition Advisory Committees  
Specialist Recognition Appeal Committees  
Therapeutic Device Evaluation Committee  
Therapeutic Goods Advertising Codes Council  
Therapeutic Goods Committee  
Therapeutic Goods Complaints Resolution Panel

### **IMMIGRATION AND MULTICULTURAL AND INDIGENOUS AFFAIRS**

Aboriginal and Torres Strait Islander Commission  
Aboriginal Hostels Limited  
Aboriginals Benefit Account Advisory Committee  
Australian Institute of Aboriginal and Torres Strait Islander Studies  
Department of Immigration and Multicultural and Indigenous Affairs  
Indigenous Land Corporation  
Migration Review Tribunal  
Minister for Citizenship and Multicultural Affairs  
Minister for Immigration and Multicultural and Indigenous Affairs  
Office of Evaluation and Audit  
Refugee Review Tribunal  
Registrar of Aboriginal Corporations  
Torres Strait Regional Authority

### **INDUSTRY, TOURISM AND RESOURCES**

Australian Tourist Commission  
Department of Industry, Tourism and Resources  
Designs Office  
Minister for Industry, Tourism and Resources  
Minister for Small Business and Tourism  
National Standards Commission  
Offshore Minerals Joint Authority-All States  
Parliamentary Secretary to the Minister for Industry, Tourism and Resources  
Patent Office  
Professional Standards Board for Patent and Trade Marks Attorneys  
Snowy Mountains Hydro-Electric Authority  
Trade Marks Office

### **PRIME MINISTER AND CABINET**

Australian Public Service Commission  
Commonwealth Ombudsman  
Department of the Prime Minister and Cabinet  
Merit Protection Commissioner  
Official Secretary to the Governor-General  
Parliamentary Secretary to Cabinet  
Parliamentary Secretary to the Prime Minister  
Prime Minister



## Agencies and Ministers subject to the FOI Act

### **TRANSPORT AND REGIONAL SERVICES**

Airservices Australia  
Albury-Wodonga Development Corporation  
Australian Maritime College  
Australian Maritime Safety Authority  
Civil Aviation Safety Authority  
Department of Transport and Regional Services  
Minister for Transport and Regional Services  
National Capital Authority  
Parliamentary Secretary to the Minister for Transport  
and Regional Services

### **TREASURY**

Assistant Treasurer  
Australian Accounting Standards Board  
Australian Bureau of Statistics  
Australian Competition and Consumer Commission  
Australian Competition Tribunal  
Australian Prudential Regulation Authority  
Australian Securities and Investments Commission  
Australian Statistics Advisory Council  
Australian Taxation Office  
Companies and Securities Advisory Committee  
Companies Auditors and Liquidators Disciplinary  
Board  
Department of the Treasury  
Financial Reporting Council  
Minister for Revenue and Assistant Treasurer  
National Competition Council  
Parliamentary Secretary to the Treasurer  
Productivity Commission  
Reserve Bank of Australia  
Superannuation Complaints Tribunal  
Tax Agents' Board (NSW)  
Tax Agents' Board (QLD)  
Tax Agents' Board (SA)  
Tax Agents' Board (TAS)  
Tax Agents' Board (VIC)  
Tax Agents' Board (WA)  
Treasurer

\* This list is based on information provided by agencies. It may contain omissions and should not be relied on as an authoritative list. Separate statistics for all agencies and Ministers listed in Appendix M are not included in this report. The reasons for this include: (a) some agencies' and Ministers' statistics are included in other agencies' statistics; and (b) new agencies have been identified as a result of the annual stocktake of agencies.