



FREEDOM OF INFORMATION ACT 1982

ANNUAL REPORT 2005–2006

*Annual Report by the Attorney-General to the
Parliament on the Operation of the Act*

© Commonwealth of Australia 2006

ISBN 0 642 21199 X

ISSN 1030-6692

This work is copyright. Apart from any use as permitted under the *Copyright Act 1968*, no part may be reproduced by any process without prior written permission from the Commonwealth. Requests and inquiries concerning reproduction and rights should be addressed to the Commonwealth Copyright Administration, Attorney-General's Department, Robert Garran Offices, National Circuit, Barton ACT 2600 or posted at <http://www.ag.gov.au/cca>



The Hon. Philip Ruddock MP
Attorney-General

MINISTER'S INTRODUCTION

I am pleased to present the 24th annual report on the operation of the *Freedom of Information Act 1982* (FOI Act).

This report provides an important record of FOI activity for the past financial year, 1 July 2005 to 30 June 2006.

The report shows that Australian Government agencies received 41,430 FOI access requests in 2005–06, which is a slight increase on last year's figure.

Consistent with other years, the report shows that the majority, 85 per cent, of FOI requests are from people seeking access to documents containing personal information about either themselves or other people.

The remaining 15 per cent of FOI requests are for documents containing other information, such as documents concerning policy development and government decision-making.

I also note that 94 per cent of access requests were granted in full or in part, and that this figure is consistent with recent years.

A handwritten signature in blue ink, appearing to read 'Philip Ruddock', is centered on the page.

PHILIP RUDDOCK

30th October 2006

TABLE OF CONTENTS

MINISTER'S INTRODUCTION	v
CHAPTER 1: ACTIVITY UNDER THE FOI ACT	1
Introduction	1
Requests received	1
Types of requests reported	1
Number of requests received	2
Breakdown of statistics: 'personal' information and 'other' information	2
Details of requests received	3
FOI access requests determined 2005–06	5
Time taken to respond to FOI access requests	7
Transfer of requests	12
Amendment of personal records	12
Response time for requests for amendment of personal records	12
Fees and charges	13
Fees	13
Charges	13
CHAPTER 2: REVIEW OF FOI DECISIONS	15
Introduction	15
Internal review	15
Administrative Appeals Tribunal	16
Ombudsman	18
CHAPTER 3: IMPACT OF FOI ON AGENCY RESOURCES	20
Introduction	20
Summary of total and average costs.....	20
Cost of FOI for 2005–06	21
Staff costs.....	21
Identified non-staff expenditure	23
Administration	23
Internal review and appeals	24
Cost comparison from 1993-94 to 2005-06	25

TABLE OF CONTENTS

CHAPTER 4: ADMINISTRATION OF THE FOI ACT	26
Introduction	26
Co-ordination and administration of the FOI Act	26
Measures to assist agencies to comply with the FOI Act	26
FOI website	26
FOI electronic discussion list	27
Measures to assist the public	27
FOI website	27
FOI Memoranda	27
FOI pamphlet	27
FOI Annual Report	27
Section 8 statements	27
Section 9 statements	28
Monitoring FOI decision-making and workload	32
Extent of reporting	32
Frequency of reporting	32
Comments on statistical collection	32
CHAPTER 5: AMENDMENT OF THE FOI ACT	33
Introduction	33
Amendment of the FOI Act	33
APPENDICES:	35
Appendix A: Request numbers	36
Appendix B: Action on requests	64
Appendix C: Response time	75
Appendix D: Fees and charges notified and collected	86
Appendix E: Internal review – applications and results	99
Appendix F: AAT review – applications and results	104
Appendix G: AAT review – applications	107
Appendix H: Amendment of personal records – primary request result	108
Appendix I: Response time – amendment of personal records – primary requests	109
Appendix J: Amendment of personal records – internal review result	110
Appendix K: Amendment of personal records – AAT review result	111
Appendix L: Summary of all costs of FOI reported by agencies	112
Appendix M: Non-labour costs reported by agencies	124
Appendix N: Agencies and Ministers subject to the FOI Act as at 30 June 2006	139

CHAPTER 1

ACTIVITY UNDER THE FOI ACT

INTRODUCTION

1.1 This chapter examines the use made of the *Freedom of Information Act 1982* (Cth) (FOI Act) during the reporting year 1 July 2005 to 30 June 2006 and the responses by agencies to requests made under the FOI Act.

1.2 Section 93(3) of the FOI Act requires this report to include particulars of:

- the number of requests made;
- the number of decisions granting, partially granting or refusing access;
- the number and outcome of applications for internal review under section 54;
- the number and outcome of requests to amend personal records under section 48;
- the number and outcome of applications to the Administrative Appeals Tribunal; and
- fees and charges collected.

1.3 Commentary on the more significant statistics is contained in this chapter and chapters 2 and 3. Detailed statistical information for each agency receiving requests in the reporting period appears in Appendices A–M (see pages 36 to 138).

REQUESTS RECEIVED

Types of requests reported

1.4 Agencies are only required to supply information on ‘formal’ requests; that is, those which meet the requirements of section 15 of the FOI Act. Accordingly, the figures for requests do not include applications which did not satisfy these requirements. Also, section 15A of the FOI Act states that, where an agency has established procedures for giving employees or former employees access to their personnel records, an employee or former employee must first use those procedures. An employee or former employee, if not satisfied with the result of using those procedures, or if not notified within 30 days of the outcome of using the non-FOI Act procedures, may then use the procedures under the FOI Act.

1.5 Where requests do not satisfy the requirements of section 15, agencies must assist the applicant in making a request which does satisfy the requirements (see subsection 15(3) of the FOI Act). Many agencies have a policy of satisfying routine requests for information outside the scope of the FOI Act. This is consistent with section 14 of the FOI Act which makes it clear that the FOI Act is not intended as the sole means of access to documents held by government agencies. Indeed, the FOI Act sets a minimum standard and not a maximum

standard for access to information. Giving access to information outside the FOI Act, therefore, is consistent with the intention of the FOI Act to promote open government.

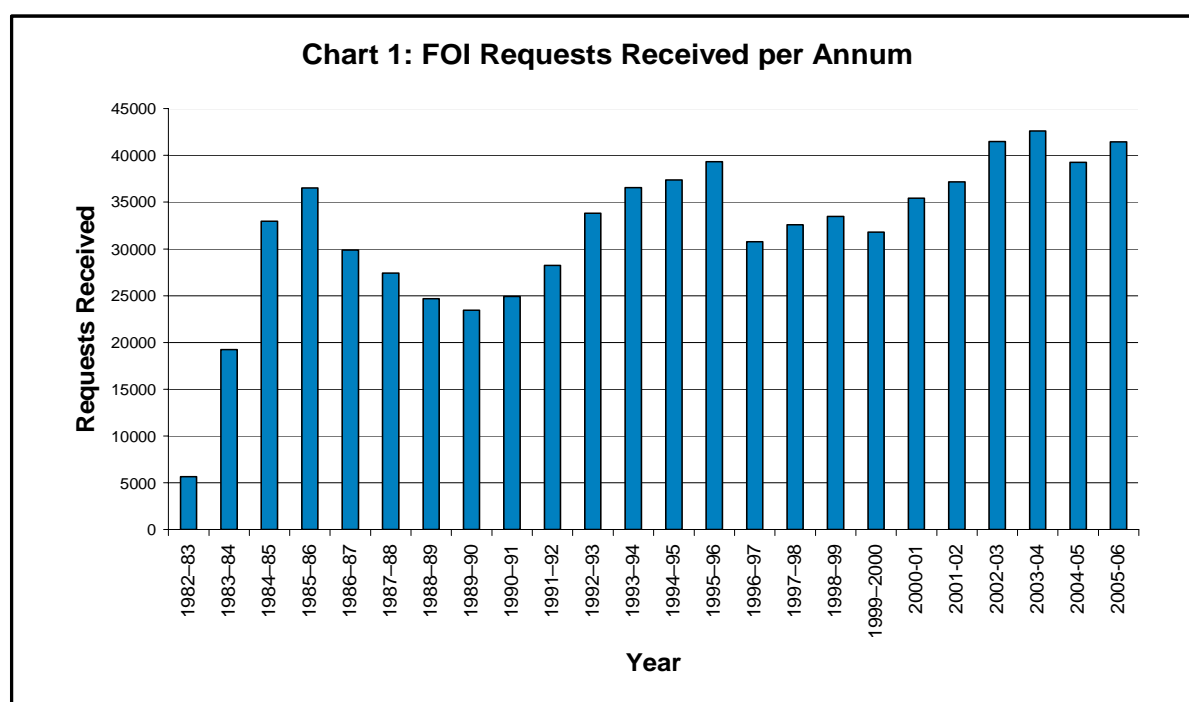
Number of requests received

1.6 In 2005–06 a total of 41,430 FOI access requests were received, an increase of 2,165 (5.5%) from 2004–05. The number of agencies and Ministers receiving requests decreased slightly from 112 in 2004–05 to 103 in 2005–06. **Appendix A** provides details of requests received by agencies for the reporting year. **Table 1** provides a comparison of requests received in the last 3 years.

TABLE 1 – FOI Access Requests

	2003–04	2004–05	2005–06
Requests	42,627	39,265	41,430

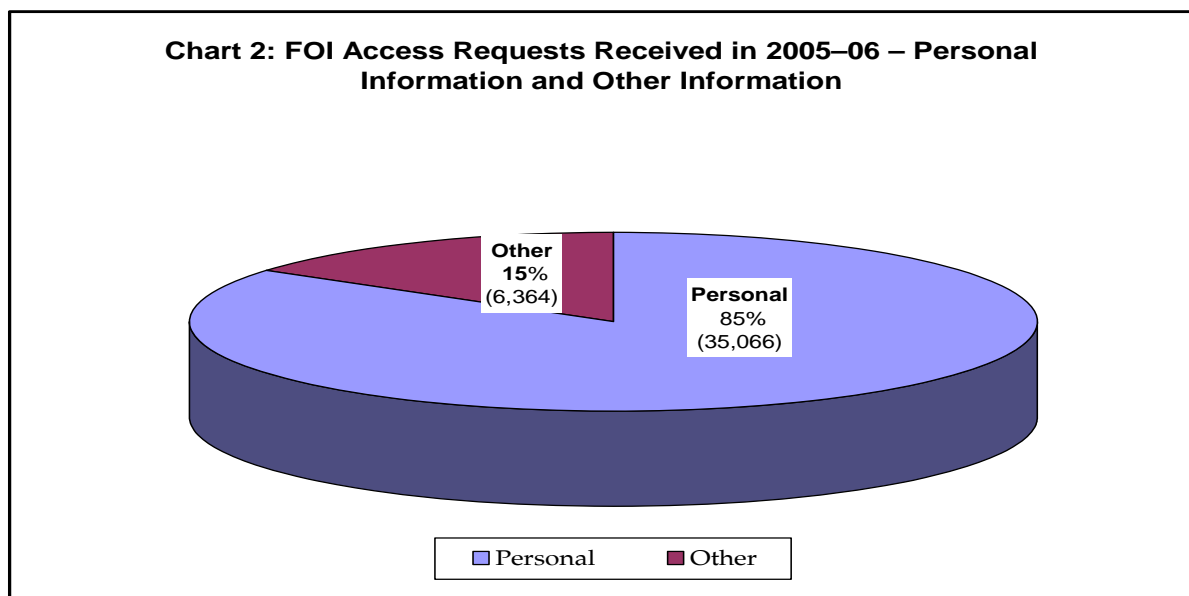
1.7 Between 1 December 1982 (the date of commencement of the FOI Act) and 30 June 2006, Commonwealth agencies received a total of 766,080 access requests. **Chart 1** shows the total number of requests for each year since the commencement of the Act in 1982. It should be noted that in 1982–83 the FOI Act operated for seven months only.



Breakdown of statistics: ‘personal’ information and ‘other’ information

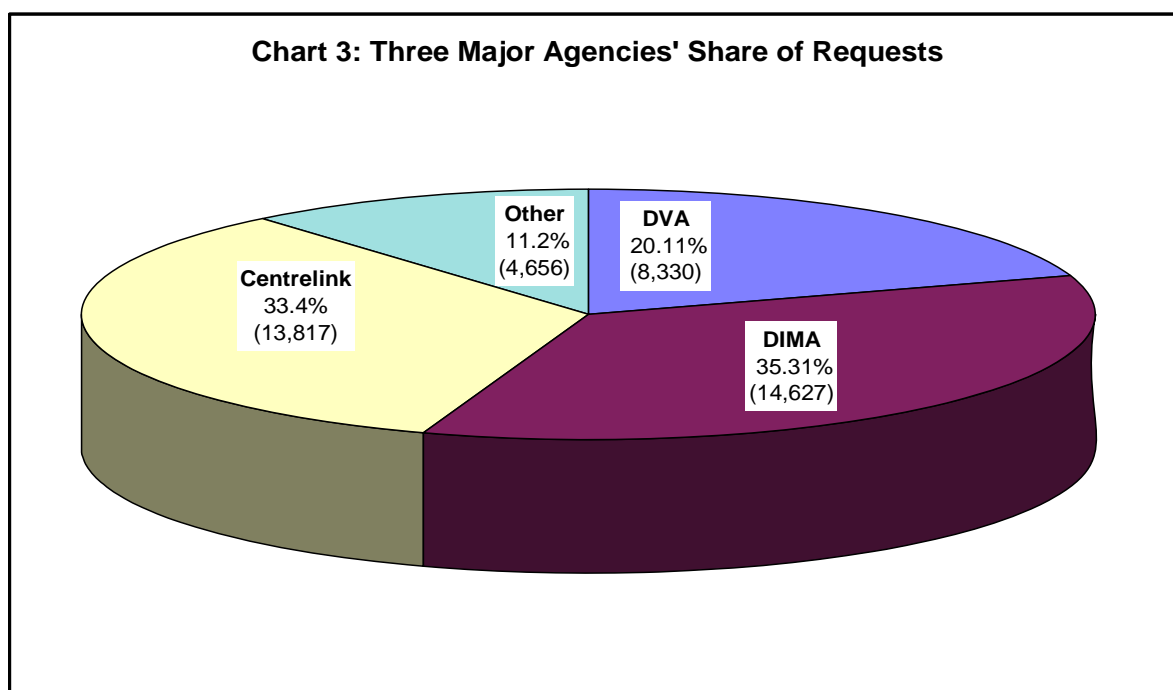
1.8 Since 2000–01, FOI access requests received have been broken down into requests for documents containing ‘personal’ information and requests for documents containing ‘other’ information. A request for ‘personal’ information means a request for documents which contains information about a person. A request for ‘other’ information means a request for all other documents such as documents concerning policy development and government decision-making. Appendix A shows the number of requests for documents containing ‘personal’ information and documents containing ‘other’ information for each agency.

1.9 **Chart 2** shows the total number of ‘personal’ and ‘other’ requests received by agencies in 2005–06. It can be seen that the vast majority of requests (85%) are for documents containing ‘personal’ information. In this regard, the figures for this year are slightly lower than those recorded for 2004–05 (where 91% of requests were for personal information).



Details of requests received

1.10 The Department of Immigration and Multicultural Affairs (DIMA), Centrelink and the Department of Veterans’ Affairs (DVA) continue to receive the majority of requests. Commonly, requests made to these agencies are from clients seeking access to documents containing their own personal information. **Chart 3** shows these agencies’ share of the total number of requests received by all agencies this year.



1.11 DIMA received the largest number of requests in 2005–06. DIMA’s total number of requests increased by 3,264 (28.7%). Centrelink also experienced an increase, receiving 738

more requests than the previous year (up 5.6%). DVA recorded a decrease of 1,413 requests (14.5%). The ATO recorded an increase of 46 requests (6.6%), the Trade Marks Office a decrease of 86 (11.2%) and the Refugee Review Tribunal a significant decrease of 361 requests (39.7%).

1.12 Agencies' share of requests falls sharply after the top 3 agencies. The top 20 agencies in 2005–06 which received the greatest number of requests are shown in **Table 2**, together with a comparison of requests received in the previous year. Given that the number of requests varies from year to year, the agencies listed for 2005-06 are not the same as those listed for the previous year.

TABLE 2 – Top 20 Agencies: Access Requests Received

AGENCY	2004–05			%	2005–06			%	Variation
	Personal	Other	Total		Personal	Other	Total		
Dept of Immigration and Multicultural and Indigenous Affairs	10,456	907	11,363	28.94	10,735	3,892	14,627	36.04	3,264
Centrelink	13,065	14	13,079	33.31	13,801	16	13,817	34.04	738
Dept of Veterans' Affairs	9,734	9	9,743	24.81	8,323	7	8,330	20.52	-1,413
Australian Taxation Office	66	634	700	1.78	111	635	746	1.84	46
Trade Marks Office	0	771	771	1.96	0	685	685	1.69	-86
Refugee Review Tribunal	909	0	909	2.32	548	0	548	1.35	-361
Dept of Human Services	208	0	208	0.53	329	13	342	0.84	134
Migration Review Tribunal	208	0	208	0.53	266	0	266	0.66	58
Australian Federal Police	121	72	193	0.49	119	63	182	0.45	-11
Dept of Defence	156	50	206	0.52	121	50	171	0.42	-35
Telstra Corporation Limited	110	150	260	0.66	80	56	136	0.34	-124
Dept of Health and Ageing	16	121	137	0.35	13	119	132	0.33	-5
Dept of Foreign Affairs and Trade	46	46	92	0.23	47	60	107	0.26	15
Australian Securities and Investments Commission	27	47	74	0.19	30	57	87	0.21	13
Dept of Employment and Workplace Relations	47	14	61	0.16	40	35	75	0.18	14
Dept of Transport and Regional Services	0	69	69	0.18	2	72	74	0.18	5
Attorney-General's Dept	24	37	61	0.16	34	39	73	0.18	12
Australian Postal Corporation	51	13	64	0.16	54	19	73	0.18	9
Department of Prime Minister and Cabinet*	-	-	-	0.00	2	58	60	0.15	-
Military Superannuation and Benefits Board of Trustees No. 1*	-	-	-	0.00	56	0	56	0.14	-
Top 20	35,446[^]	3,022[^]	38,468[^]	97.97[^]	34,711	5,876	40,587	97.97	N/A
Remaining Agencies	302	495	797	2.03	355	488	843	2.03	N/A
TOTAL	35,748	3,517	39,265	100	35,066	6,364	41,430	100	N/A

* Denotes an agency not listed in the Top 20 agencies in 2004–05.

[^] This figure is the total for the Top 20 agencies in 2004–05. It is not the total of all agencies' figures in this column.

1.13 Of the 103 agencies receiving requests this year:

- 59 agencies (57.3%) received 10 or fewer requests
- 17 agencies (16.5%) received 11–40 requests
- 14 agencies (13.6%) received 41–100 requests
- 10 agencies (9.7%) received 101–1,000 requests, and
- 3 agencies (2.9%) received more than 1,000 requests.

FOI ACCESS REQUESTS DETERMINED 2005–06

1.14 Based on the figures provided by agencies and reproduced in the Appendices, the number of requests in the year under report is as follows:

• on hand at the beginning of year	4,087 ¹
• received	41,430 ²
• requiring determination	45,517 ³
• determined	38,987 ⁴
• withdrawn	1,745 ⁵
• transferred in whole	372 ⁶
• finalised in total	41,104 ⁷
• on hand at the end of the year	4,413 ⁸

1.15 **Table 3** shows FOI access decision-making in 2005–06 compared with the previous year, broken into requests for personal information, other requests and total.

TABLE 3 – FOI Access Requests Determined

DECISION	2004–05			%	2005–06			%
	Personal	Other	Total		Personal	Other	Total	
Granted in Full	25,330	1,333	26,663	72.4	27,818	2,514	30,332	77.8
Granted in Part	6,659	1,143	7,802	21.2	4,669	1,629	6,298	16.2
Refused	2,015	347	2,362	6.4	1,820	537	2,357	6.0
TOTAL	34,004	2,823	36,827	100.00	34,307	4,680	38,987	100

¹ See 'On Hand 1st July' in Appendix A. The 4,087 figure reported is 606 less than was reported as on hand at the end of the 2004–2005 financial year. This reflects revised figures provided by agencies. The discrepancy in the transition between reporting periods occurs each year.

² See 'Total Requests Received' in Appendix A.

³ The number of requests requiring determination is the sum of requests on hand at the beginning of the year and requests received.

⁴ See 'Total Determined' in Appendix B. The number of requests determined is the sum of requests granted in full, requests granted in part and access refused.

⁵ See Total for 'Withdrawn' in Appendix B.

⁶ See Total for 'Transferred in Whole' in Appendix B.

⁷ See Total for 'Requests Finalised' in Appendix A. The number of requests finalised in total is the sum of requests determined, withdrawn and transferred in whole – see Appendix B.

⁸ See Total for 'On Hand 30th June' in Appendix A. The number of requests on hand at the end of the year is the result of the number of requests finalised in total subtracted from the number of requests requiring determination.

1.16 In 2005–06 the percentage of requests granted in full increased by 5.4%. The number of requests granted in part fell by 5%. There was virtually no change to the number of requests which were refused access (decreasing by 0.2%). The number of requests determined increased by 2,160 (5.9%) which can be attributed to the increase in requests received for 2005–06. The number of requests granted in full or in part, or refused, for each agency is set out in **Appendix B**. The statistics in Appendix B contain a breakdown by category of ‘personal’ information and ‘other’ information.

1.17 **Table 4** shows decision-making by the top 20 agencies that made the most decisions on access requests in 2005–06. The high grant rate of many of those agencies is to be expected because the majority of requests are from clients seeking access to documents containing their own personal information.

TABLE 4 – Top 20 Agencies: Requests Determined

AGENCY	Granted in Full	%	Granted in Part	%	Refused	%
Centrelink	10,498	76.59	1,931	14.09	1,277	9.32
Department of Immigration and Multicultural Affairs	9,914	75.25	2,720	20.65	541	4.11
Department of Veterans’ Affairs	8,044	99.02	41	0.5	39	0.48
Trade Marks Office	594	82.96	122	17.04	0	0
Refugee Review Tribunal	267	59.87	175	39.24	4	0.9
Australian Taxation Office	199	29.75	357	53.36	113	16.89
Migration Review Tribunal	124	53.91	100	43.48	6	2.61
Department of Human Services	58	19.73	218	74.15	18	6.12
Department of Defence	55	38.19	67	46.53	22	15.28
Military Superannuation and Benefits Board of Trustees No.1	52	94.55	2	3.64	1	1.82
Defence Force Retirement and Death Benefits Authority	49	98.00	1	2	0	0
PSS Board	44	86.27	5	9.8	2	3.92
Telstra Corporation Limited	43	39.45	54	49.54	12	11.01
Australian Postal Corporation	38	59.38	8	12.5	18	28.13
CSS Board	32	96.97	0	0	1	3.03
Australian Federal Police	27	18.37	73	49.66	47	31.97
Civil Aviation Safety Authority	27	61.36	12	27.27	5	11.36
Department of Employment and Workplace Relations	26	56.52	17	36.96	3	6.52
Australian Transaction Reports and Analysis Centre (AUSTRAC)	24	51.06	4	8.51	19	40.43
Department of Health & Ageing	21	21.43	45	45.92	32	32.65
Top 20	30,136	77.30	5,952	15.27	2,160	5.54
Remaining Agencies	196	0.51	346	0.59	191	0.49
TOTAL	30,332	77.81	6,298	16.16	2,351	6.03

1.18 **Table 5** shows those agencies which determined more than 10 requests and granted full access to more than 90% of requests received.

TABLE 5 – Agencies with Greater than 90% ‘Granted in Full’ Rate

AGENCY	Requests Determined	Granted In Full	%
Department of Veterans’ Affairs	8,124	8,044	99
Defence Force Retirement and Deaths Benefits Authority	50	49	98
CSS Board	33	32	97
Military Superannuation and Benefits Board of Trustees No.1	55	52	95

1.19 Table 6 shows those agencies which determined more than 10 requests and granted access in full to less than 50% of those requests.

TABLE 6 – Agencies with Less than 50% ‘Granted in Full’ Rate

AGENCY	Requests Determined	Granted In Full	%
Australian Taxation Office	669	199	29.75
Department of Human Services	294	58	19.73
Australian Federal Police	147	27	18.37
Department of Defence	144	55	38.19
Telstra Corporation Limited	109	43	39.45
Department of Health and Ageing	98	21	21.43
Department of Foreign Affairs and Trade	94	18	19.15
Australian Securities and Investment Commission	67	20	29.85
Attorney-General’s Department	66	17	25.76
Department of Transport & Regional Services	38	10	26.32
Australian Customs Service	37	10	27.03
Department of Prime Minister and Cabinet	30	8	26.67
Department of Education, Science and Training	25	5	20.00
Commonwealth Ombudsman	22	5	22.73
Department of the Treasury	19	2	10.53
Department of the Environment and Heritage	19	6	31.58
Department of Industry, Tourism and Resources	18	6	33.33
Department of Agriculture, Fisheries and Forestry	16	7	43.75
Department of Finance and Administration	14	6	42.86
Comcare	11	4	36.36

TIME TAKEN TO RESPOND TO FOI ACCESS REQUESTS

1.20 Where an agency or Minister receives a request which satisfies the requirements of section 15, they must comply by notifying the applicant of the decision on the request within 30 days of the day after the request is received. Where an agency or Minister is considering releasing a document which concerns a State Government, commercial organisation or private individual (third party), the agency or Minister is required to consult with the relevant third party in accordance with sections 26A, 27 or 27A of the FOI Act before making a final decision in respect of the release of that document. In such cases the 30 day processing time

limit for the request may be extended by a further 30 days, providing a permissible response time of up to 60 days. If the time limit for the request is extended, the applicant must be informed.

1.21 In addition to consultation requirements, other factors which have caused response times to exceed 30 days are: (a) untimely transfers between agencies; and (b) agreement between an agency and an FOI applicant to a longer time limit.

1.22 The time taken by agencies to notify access decisions (to grant access in whole or in part or to refuse access) is set out in **Table 7**.

1.23 This report contains a breakdown showing response times of 31–60 days for decisions where consultation occurred in accordance with sections 26A, 27 or 27A of the FOI Act and response times of 31–60 days where no statutory consultation occurred (see paragraph 1.20 above for more information about statutory consultation).

1.24 **Appendix C** provides full details of response times for agencies, including a breakdown of response times for ‘personal’ and ‘other’ requests, and a breakdown showing ‘31–60 days with consultation’ and ‘31–60 days without consultation’.

TABLE 7 – Response Times: FOI Access Requests

RESPONSE TIME	2004–05			%	2005–06			%
	Personal	Other	Total		Personal	Other	Total	
0–30 Days	23,046	1,729	24,775	67.27	26,123	2,235	28,358	72.74
31–60 Days With Consultation⁹	1,183	392	1,575	4.28	1,087	352	1,439	3.69
31–60 Days Without Consultation	3,760	282	4,042	10.98	2,893	666	3,559	9.13
61–90 Days	2,217	156	2,373	6.44	740	559	1,299	3.33
Over 90 Days	3,798	264	4,062	11.03	3,464	868	4,332	11.11
TOTAL	34,004	2,823	36,827	100.00	34,307	4,680	38,987	100.00

1.25 Table 7 shows that there has been a 5.5% increase in the percentage of requests responded to within the ‘0–30 Days’. There has been a decrease in both of the 31–60 Day categories. The total of 38,987 for 2005–06 corresponds with the total requests determined in Table 3.

1.26 **Table 8** shows those agencies which notified 20 or more decisions on access (for the period of 31–60 days), together with the proportion which those decisions represent of the total number of decisions notified by those agencies during the year. Table 8 shows that statutory consultation has occurred in some of those decisions. In decisions where statutory consultation has occurred, it is permissible for an agency to respond within 60 days of receipt of the request (see paragraph 1.20 above).

⁹ See paragraphs 1.20 and 1.23 for further information about the meaning of the categories ‘31–60 days with consultation’ and ‘31–60 days without consultation’.

TABLE 8 – Response Time: 31–60 Days

AGENCY	Total Requests Determined	31–60 days With Consultation	%	31–60 days Without Consultation	%
Centrelink	13,706	15	0	1,609	12
Department of Immigration and Multicultural Affairs	13,175	786	6	585	4
Department of Veterans' Affairs	8,124	240	3	475	6
Refugee Review Tribunal	446	4	1	50	11
Department of Human Services	294	14	5	43	15
Department of Defence	144	1	1	36	25
Migration Review Tribunal	230	21	9	26	11
Australian Federal Police	147	16	11	12	8
Australian Taxation Office	669	12	2	11	2
Department of Employment and Workplace Relations	41	26	41	10	0
Department of Foreign Affairs	94	3	3	9	10
Attorney-General's Department	66	8	12	8	12
Commonwealth Ombudsman	22	0	0	7	32
Telstra Corporation Limited	109	4	4	6	6
Australian Customs Service	37	2	5	5	14
Defence Force Retirement and Death Benefits Authority	50	1	2	1	2
Department of Transport and Regional Services	38	7	18	1	3
Department of the Prime Minister and Cabinet	30	2	7	1	3
Trade Marks Office	716	116	16	0	0
Department of Health and Ageing	98	29	30	0	0
Australian Postal Service	64	10	16	0	0
Civil Aviation Safety Authority	44	5	11	0	0
Australian Securities and Investment Commission	67	7	10	0	0
Military Superannuation and Benefits Board of Trustees No.1	55	2	4	0	0
PSS Board	51	4	8	0	0
Australian Transaction Reports and Analysis Centre	47	0	0	0	0
CSS Board	33	0	0	0	0
Department of Education, Science and Training	25	8	32	0	0

1.27 **Table 9** shows those agencies which notified 10 or more access decisions for the period of 61–90 days.

TABLE 9 – Response Time: 61–90 Days

AGENCY	Total Requests Determined	61–90 days	%
Department of Immigration and Multicultural Affairs	13,175	889	6.75
Centrelink	13,706	112	0.82
Australian Taxation Office	669	49	7.17
Department of Veterans' Affairs	8,124	47	0.58
Trade Marks Office	716	39	5.45
Department of Human Services	294	37	12.59
Migration Review Tribunal	230	19	8.26
Department of Defence	144	19	13.19
Department of Foreign Affairs and Trade	94	15	15.96

1.28 **Table 10** shows those agencies which notified decisions on access beyond 90 days of the request being received.

TABLE 10 – Response Time: Greater than 90 Days

AGENCY	Total Requests Determined	Greater than 90 days	%
Department of Immigration and Multicultural Affairs	10,100	2,196	21.74
Department of Human Services	294	61	20.75
Centrelink	13,706	54	0.39
Department of Defence	144	39	27.08
Australian Taxation Office	669	25	3.74
Department of Foreign Affairs and Trade	94	15	15.96
Department of Veterans' Affairs	8,124	12	0.15
Department of Prime Minister and Cabinet	30	11	36.67
Attorney-General's Department	66	7	10.61
Australian Federal Police	147	5	3.4
Migration Review Tribunal	230	5	2.17
Department of Transport and Regional Services	38	5	13.16
Australian Customs Service	37	4	10.81
Refugee Review Tribunal	446	2	0.45
Commonwealth Scientific Industrial Research Organisation (CSIRO)	15	2	13.33
Department of Families, Community Services and Indigenous Affairs	8	2	25
Great Barrier Reef Marine Park Authority	4	2	50.00
Telstra Corporation Limited	109	1	0.92
Australian Securities and Investment Commission	67	1	1.49
Australian Postal Corporation	64	1	1.56
Department of the Treasury	19	1	5.26
Airservices Australia	14	1	7.14
Australian Communications and Media Authority	8	1	12.50
Australian Electoral Commission	4	1	25
High Court of Australia	2	1	50
Special Broadcasting Service Corporation	2	1	50.00
Merit Protection Commissioner	2	1	50
Director of Public Prosecutions	1	1	100

TRANSFER OF REQUESTS

1.29 Section 16 of the FOI Act provides that, as far as possible, the most appropriate agency will deal with an FOI request, regardless of which agency receives it. Agencies can transfer requests when they do not hold the documents being sought, or when the subject matter of the request is more closely connected to the functions of another agency. Only 425 requests (1% of all requests received) were transferred in whole during the year. These transfers were received by 34 agencies. It is possible to transfer part of a request to another agency. Statistics are not collected on the number of requests partially transferred.

AMENDMENT OF PERSONAL RECORDS

1.30 Section 48 of the FOI Act confers a right to request an agency or Minister to amend a document to which lawful access has been granted, where the applicant claims that information in the document:

- contains personal information about the applicant;
- is incomplete, incorrect, out of date or misleading; and
- has been used, is being used, or is available for use by the agency or Minister for an administrative purpose.

1.31 In 2005–06, 1,414 requests for amendment of personal records were received by 8 agencies, representing an increase of 286 requests from the previous reporting year. **Appendices H, J and K** set out full details of agencies' determination of requests for amendment of records. **Table 11** compares the pattern of decision-making for amendment of personal records for this reporting year with the previous reporting year.

TABLE 11 – Determination of FOI Requests for Amendment of Personal Records

DETERMINATION	2004–05	%	2005–06	%
Granted - Alter Record	249	30.40	350	31.0
Granted - Notate Record	158	19.29	205	18.1
Granted - Alter & Notate Record	214	26.13	297	26.3
Refused	198	24.18	278	24.6
TOTAL DETERMINED	819	100	1,130	100

RESPONSE TIME FOR REQUESTS FOR AMENDMENT OF PERSONAL RECORDS

1.32 Agencies are required to notify applicants of decisions on their request as soon as practicable but in any case not later than 30 days after the date the request is received. Agencies are asked to report how many requests they deal with in each of 3 specified time periods. **Table 12** summarises response times for all agencies receiving requests for amendment of personal records during the reporting period. Full details of agencies' response times for requests to amend personal records are in **Appendix I**.

TABLE 12 – Response Times: Amendment of Personal Records

RESPONSE TIME	Number of Requests	% of Total
0–30 Days	273	21.72
31–60 Days	205	16.31
Over 60 Days	779	61.97
TOTAL	1,257	100

FEES AND CHARGES

1.33 FOI fees and charges have not increased since November 1986. They are designed to ensure that users of the FOI Act make a contribution towards the costs of providing FOI access to documents. As paragraph 1.38 indicates, the amount of fees and charges collected represents a small percentage of the estimated costs of dealing with FOI requests. Fees and charges are not applicable where the applicant is seeking access to his or her own income support documents. Agencies have a general discretion to remit application fees and not to impose charges, but must take into account financial hardship and public interest factors. **Appendix D** sets out full details of fees and charges notified and collected by agencies.

1.34 **Table 13** shows the amounts collected by agencies which together collected 85% of all fees and charges revenue.

Fees

1.35 During the year a total of \$169,213 was collected in respect of fees, being initial application fees and internal review fees. This is an increase on the total of \$107,644 which was collected in application fees last year. The total amount of application fees collected in 2005–06 accounts for 34% of the total FOI revenue collected.

1.36 Of the total amount of application fees collected in 2005–06, \$161,203 was collected in respect of initial processing and \$8,010 was collected as fees for internal review.

Charges

1.37 Agencies notified a total of \$1,700,801 in charges, but exercising their discretion under section 29 of the FOI Act, collected only \$333,341 (20%) of those charges. Section 29 provides that where an agency decides that an applicant is liable to pay a charge in respect of the processing of a request, the agency must make a preliminary assessment of the charge and notify the applicant of that charge in writing. The applicant then has the opportunity to withdraw the request, ask that the charge be reduced or not imposed, or agree to pay the charge as assessed. Where an applicant asks that the charge be reduced or not imposed, the agency must consider the applicant's reasons and may decide to reduce the charge or to not impose it.

TABLE 13 – Agencies which Together Collected 85% of all Fees and Charges

AGENCY	Number of Requests Received	Total Fees Collected (\$)	Charges Collected (\$)	Total Fees & Charges Collected (\$)
Australian Taxation Office	746	21,255	117,717	138,972
Department of Immigration and Multicultural Affairs	14627	72,315	260	72,575
Trade Marks Office	685	20,680	36,438	57,118
Department of Health and Ageing	132	3,710	22,772	26,482
Department of Veterans' Affairs	8,330	11,140	11,483	22,623
Department of the Treasury	38	1,180	19,393	20,573
Department of Defence	171	2,980	15,316	18,296
Australian Competition and Consumer Commission	26	1,000	13,442	14,442
Australian Federal Police	182	3,030	9,079	12,109
Department of Employment and Workplace Relations	75	2,190	7,588	9,778
Department of Industry, Tourism and Resources	25	700	9,001	9,701
Australian Securities and Investment Commission	87	2,820	6,333	9,153
Department of Foreign Affairs and Trade	107	1,500	6,419	7,919
Department of Transport and Regional Services	74	2,170	5,619	7,789
Subtotal	25,305	146,670	280,860	427,530
Remaining Agencies	16,125	22,543	52,481	75,024
TOTAL	41,430	169,213	333,341	502,554

1.38 During the year under report:

- charges were notified in respect of 18,830 requests, or 45.5% of the total requests received;
- the total amount of fees and charges collected (including fees for internal review) was \$502,554, an increase of \$143,613 (40%) on the amount collected in the previous reporting year; and
- the total amount of fees and charges collected represents 2% of the total cost of the FOI Act (see Chapter 3 and **Appendix L** for further information about the total cost of the FOI Act).

CHAPTER 2

REVIEW OF FOI DECISIONS

INTRODUCTION

2.1 Under the FOI Act, an applicant who is dissatisfied with the decision of an agency on his or her initial FOI request has several avenues for review or redress. The applicant can first seek internal review by the agency, then external merits review by the Administrative Appeals Tribunal, followed by appeals on possible errors of law to the Federal Court or High Court. In addition, an applicant can make a complaint at any time on matters of administration to the Commonwealth Ombudsman.

2.2 Third parties under the Commonwealth FOI Act, being State Governments (sections 26A and 33A), commercial organisations (sections 27 and 43) and private individuals (sections 27A and 41), have the same review rights as an FOI applicant in the event that an agency decides to release documents contrary to their submissions. Third parties may, however, choose to appeal directly to the Tribunal and are not required to first seek internal review.

2.3 Agencies are encouraged to delegate the authority to make initial decisions to the lowest practicable level. This allows agencies to deal with requests efficiently in the first instance and to conserve the time of their senior officers on FOI matters. The internal review procedure then allows an agency to reconsider its initial decisions at a more senior level before recourse may be had to the Tribunal. Section 23 of the FOI Act permits the responsible Minister or the principal officer of an agency either to make decisions themselves or to authorise officers of the agency to make decisions.

2.4 Part VI of the FOI Act deals both with internal review and the right to seek external merits review of a variety of agency decisions at the Administrative Appeals Tribunal.

INTERNAL REVIEW

2.5 A person dissatisfied with an agency's decision on an application for access may apply to the agency for internal review of the decision (see section 54 of the FOI Act). Such a review is an entirely fresh decision. It is not appropriate for the internal review decision-maker to merely ratify what went before. Instead, the internal reviewer needs to consider matters anew, from the beginning and on their merits. Internal review is generally a prerequisite to Tribunal review. Subsection 54(2) requires that the internal review be conducted by a person other than the person who made the initial decision. If the initial decision-maker is the responsible Minister or the principal officer of the agency, internal review is not available and application for review must be made directly to the Tribunal.

2.6 In 2005–06, 490 requests were made for internal review of agency decisions on access requests. Of these requests, 249 were for review of decisions on requests for documents containing ‘personal’ information and 241 applications were for review of decisions on requests for ‘other’ documents. **Appendix E** contains details of internal review applications and results as reported by agencies, broken down into the categories of ‘personal’ information and ‘other’ information.

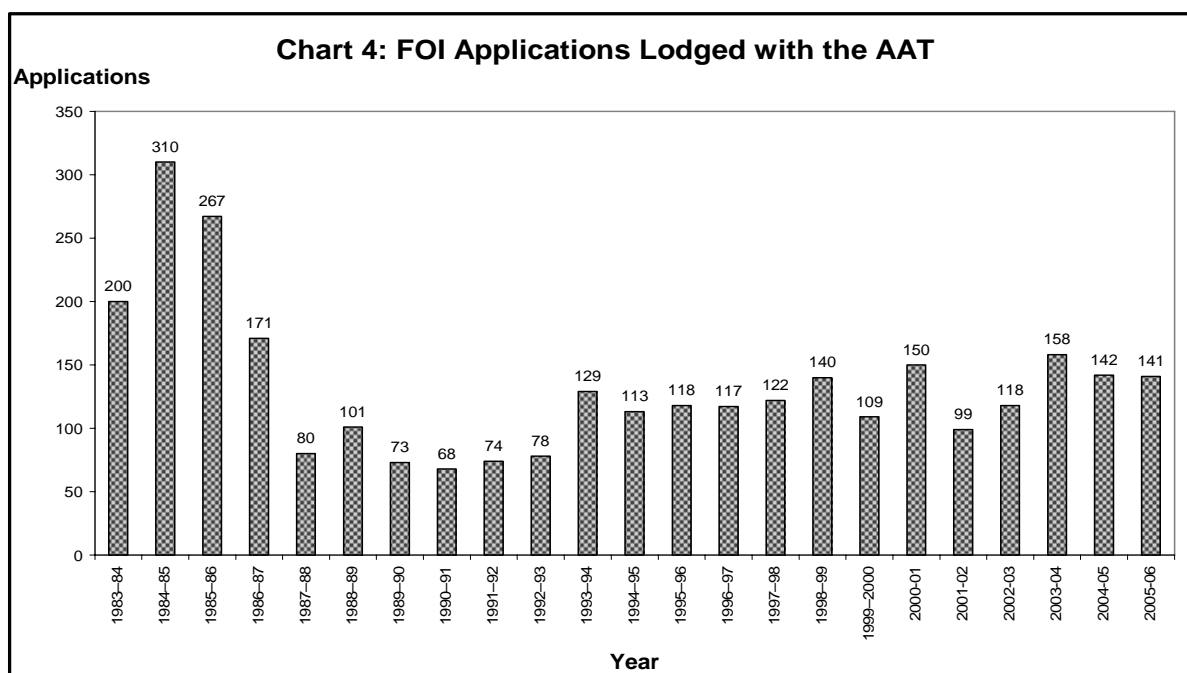
2.7 In this period, agencies made 441 decisions on internal review. Of these, 226 (51%) affirmed the original decision and 215 (49%) resulted in some concession by agencies to applicants. 143 applications for internal review were withdrawn.

2.8 There were 44 requests for internal review of decisions concerning amendment of personal records. 21 decisions resulted in concession by agencies (see **Appendix J**).

ADMINISTRATIVE APPEALS TRIBUNAL

2.9 In external merit reviews (setting aside its recommendatory role in relation to conclusive certificates), the Administrative Appeals Tribunal considers the facts, law and policy aspects of the original decision afresh, and can make a new decision affirming, varying or setting aside the original decision. ‘Merits review is characterised by the capacity for substitution of the decision of the reviewing person or body for that of the original decision maker’ (Administrative Review Council, *Better Decisions: Review of Commonwealth Merits Review Tribunals*, 1995, page 9). Where, however, it is established that a document is an ‘exempt document’ under the FOI Act, the Tribunal does not have power to decide that access to the document, so far as it contains exempt matter, is to be granted (see subsection 58(2) of the FOI Act). The Tribunal’s decision may be appealed, in relation to errors of law only, to the Federal Court. The fee for an application to the Tribunal increases on each biennial anniversary of 1 July 1996 (based on a calculation related to Consumer Price Index figures). The fee is currently \$639.

2.10 **Chart 4** shows the number of FOI applications recorded by the Administrative Appeals Tribunal since 1983-84. **Appendix F** contains applications and results as reported by agencies, broken down into the categories of requests for documents containing ‘personal’ information and requests for documents containing ‘other’ information. As in previous years, there is a considerable discrepancy between the number of applications reported by agencies (79 – see Appendix F) and that reported by the Tribunal (141 – see Appendix G). The possible reasons for this discrepancy were canvassed in detail in the 1994–95 FOI Annual Report at paragraph 4.7. The Tribunal’s figures are accepted as a more accurate picture of the external appeals figures. **Appendix G** provides a breakdown of application numbers in Tribunal FOI matters as drawn from Tribunal case data.



2.11 **Table 14** shows a breakdown by State and Territory Registry of the status of applications to the Administrative Appeals Tribunal. This material has been provided by the Tribunal.

TABLE 14 – Appeals to the Administrative Appeals Tribunal: Breakdown by Registry

REGISTRY	Current at 30 June 2005	Lodged 2005-06	Decided 2005-06	Current at 30 June 2006
NSW	32	30	27	35
VIC	29	56	45	40
QLD	22	21	35	8
SA	10	8	14	4
WA	13	17	13	17
TAS	9	9	11	7
ACT	1	0	1	0
NT	0	0	0	0
TOTAL	116	141	146	111

2.12 **Table 15** shows the outcome of decided applications to the Administrative Appeals Tribunal. This material has been provided by the Tribunal.

TABLE 15 – Outcome of Decided Applications to the Administrative Appeals Tribunal: 2005–06

BY CONSENT/ WITHDRAWN	Total	DETERMINED	Total	OTHER	Total
Affirmed	3	Affirmed	26	Extension of Time Refused	2
Set Aside	13	Varied	12	Fee not paid	2
Varied	4	Set Aside	11	Other	1
Dismissed ¹⁰	1	Dismissed ¹¹	16		
Withdrawn	41	Lack of jurisdiction	14		

OMBUDSMAN

2.13 The Commonwealth Ombudsman has a statutory role under the FOI Act to review complaints about the handling of FOI requests by Australian Government agencies including decisions, delays, and refusal or failure to act. This year, the Ombudsman has changed the way that FOI complaints are reported. For example this year the Ombudsman has not reported on the total number of complaints received but has provided a more detailed explanation of the nature of the complaint.

2.14 During the year, the Ombudsman finalised 259 complaints relating to the way that 44 Australian Government agencies handled requests under the FOI Act. The majority of complaints concerned 3 agencies: Centrelink (25%); the Department of Immigration and Multicultural Affairs (15%); and the Child Support Agency (11%). As in previous years, the majority of FOI-related complaints continue to be about delays in processing applications (23%). In cases of delay the Ombudsman’s office contacted the relevant agency in regard to expediting the decision. A large number of complaints made to the office this year related to the primary decision reached by agencies (21%).

2.15 In a number of cases, agencies informed FOI applicants that it did not have a specific document. While the FOI Act provides a right for an agency to refuse a request for a document that does not exist or cannot be found, the Commonwealth Ombudsman made a number of inquiries of agencies in terms of whether they had made reasonable attempts to locate the document.

2.16 As in previous years, there were complaints as to the extent of an agency’s obligation to assist applicants make a valid request (ss15(2)). If an agency receives a request that is not in the right form, or is not accompanied by the required \$30 application fee, the agency must promptly tell the person what is required. Another related matter of concern is the scope of an

¹⁰ Application dismissed by consent of the parties under ss42A(1) of the *Administrative Appeals Tribunal Act 1975* (Cth).

¹¹ Matters dismissed under the *Administrative Appeals Tribunal Act 1975* (Cth) include: Failure to Appear para 42A(2)(a), 3 applications; Failure to Comply with a Direction or to Proceed with an Application ss42A(5), 3 applications; Frivolous/Vexatious ss42B(1), 10 applications.

agency's obligation to give an applicant an opportunity to consult before refusing a request on the ground of breadth or because the request does not specify a document (ss24(6)).

2.17 One complaint investigated by the Ombudsman concerned a decision by an agency to refuse a request at a point where the applicant considered he was still negotiating its scope. In a similar matter, an agency construed an applicant's submission about the level of fees as a request for an internal review and made a review decision.

2.18 The Ombudsman is also continuing to investigate some of the processing issues that led to a complaint by a government officer in regard to the disclosure of her sensitive personal information to another officer. While the agency had provided her with the opportunity to comment before making the initial decision to exempt the document from disclosure, no similar opportunity was given when a *different decision* to disclose the document was made under internal review. The matter is now being reviewed in the AAT.

2.19 In 2004–05 the Ombudsman reported significant delays in the processing of FOI requests by the then Department of Immigration and Multicultural and Indigenous Affairs. While strategies were subsequently put into place to manage this, the Ombudsman has reported, in this year's Annual Report, that the situation 'has not improved as expected'. The Ombudsman's office continues to work with the Department in this regard, and has requested more frequent reporting on progress dealing with the backlog of cases.

2.20 In March 2006, the Ombudsman released a report entitled 'Scrutinising Government: Administration of the *Freedom of Information Act 1982* in Australian Government Agencies.' The report deals with the way that 22 Australian Government Departments and agencies manage their responsibilities under the FOI Act. It was initiated in the interests of focusing attention on good practice as well as areas requiring improvement. The two major findings of the report were that there is an uneven culture of FOI among agencies, and the success of the FOI scheme largely depends on how the Act is administered by agencies. The two recommendations of the report were: that agency heads issue a clear statement to staff expressing a commitment to sound FOI practice and the goals of the FOI Act, having regards to the kinds of good and bad practice identified in the report; and, that the Government consider establishing an FOI Commissioner. A copy of the report is located on the Ombudsman's website at www.comb.gov.au.¹²

¹² Select the Publications link and go to 'Investigation Reports by Year'. The report is listed under 2006.

CHAPTER 3

IMPACT OF FOI ON AGENCY RESOURCES

INTRODUCTION

3.1 This chapter is concerned with the impact on agency resources of the FOI Act, assessed from reports by agencies relating to the costs of administration of the legislation.

3.2 Summaries of FOI costs identified in 2005–06 are contained in **Appendices L and M**. For the purposes of calculating the costs of administering the FOI Act, agencies are required to provide an estimate of the staff-years spent on FOI matters (the smallest unit being equal to 20 hours) and estimates of non-staff costs directly attributable to FOI (such as photocopying). Agencies submit these estimates annually. Experience shows that agencies rarely keep exact records of hours spent by officers on FOI matters and other non-labour costs incurred.

SUMMARY OF TOTAL AND AVERAGE COSTS

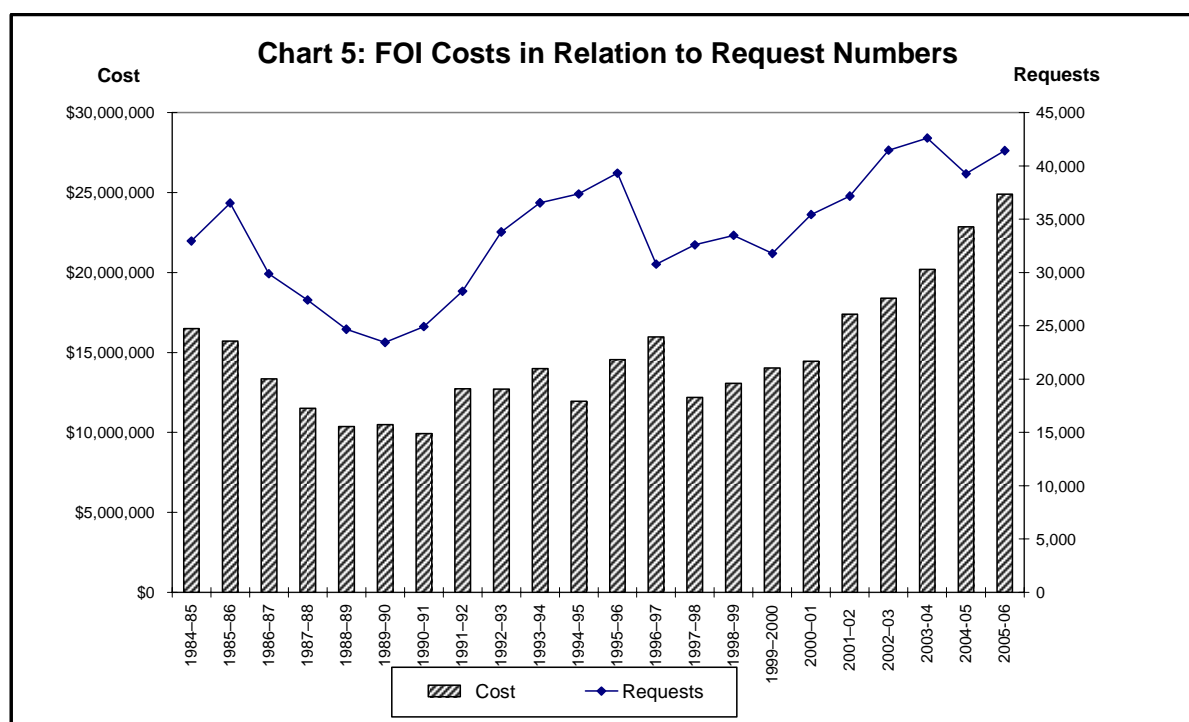
3.3 The total reported cost attributable to the FOI Act during 2005–06 was \$24,903,771, which is an increase of \$2,043,749 (9%) on the previous year. The average cost of processing an FOI request increased from \$582 to \$601 (3%) in the same period. The comparative yearly total cost figures since the commencement of the FOI Act are shown in **Table 17**. Table 23 sets out the average cost per FOI request from 1993–1994 to 2005–06.

TABLE 17 – Comparative Total Yearly Cost of FOI

Year	Total Cost	Year	Total Cost	Year	Total Cost
1982–83*	\$7,502,355	1990–91	\$9,921,772	1998–99	\$13,066,029
1983–84	\$15,106,511	1991–92	\$12,723,097	1999–2000	\$14,035,394
1984–85	\$16,496,961	1992–93	\$12,702,329	2000–01	\$14,415,406
1985–86	\$15,711,889	1993–94	\$13,977,360	2001–02	\$17,387,088
1986–87	\$13,336,864	1994–95	\$11,955,482	2002–03	\$18,398,181
1987–88	\$11,506,931	1995–96	\$14,564,562	2003–04	\$20,189,136
1988–89	\$10,494,376	1996–97	\$15,972,950	2004–05	\$22,860,022
1989–90	\$10,373,321	1997–98	\$12,191,478	2005–06	\$24,903,771

* Seven months only.

3.4 **Chart 5** shows the relation of total costs to request numbers received for each year since 1984–85.



COST OF FOI FOR 2005-06

Staff costs

3.5 All agencies are required to supply information about staff resources allocated to FOI. The information includes the number of staff who spent:

- (1) 75% to 100% of their time on FOI work; and
- (2) less than 75% of their time on such work.

This covers all facets of processing requests including:

- search and retrieval
- consultation with third parties
- decision-making, and
- internal review.

In addition, non-access activities such as training and compiling section 8 and section 9 statements are included. Totals for FOI staffing for this and the previous period are shown in **Table 18**.

TABLE 18 – Total FOI Staffing

	2004–05	2005–06
Staff: 75–100% time on FOI matters	157	195
Staff: less than 75% time on FOI matters	2,322	2,037
Total Staff Years	221.63	235.3

3.6 Agencies provided estimates of the number of staff-years (0.01 equals 20 hours) spent on FOI to enable calculation of salary costs (and 60% related costs) directly attributable to FOI, details of which are provided in **Table 19**. As the level at which decisions and reviews are taken differs between agencies, the following annual salaries were applied:¹³

- officers whose duties included FOI work \$55,786¹⁴
- other officers involved in processing requests
 - Australian Public Service (APS) Levels 1–5 \$45,747¹⁵
 - APS Level 6 & Executive Levels (EL) 1–2 \$78,794¹⁶
 - Senior Executive Service officers (or equivalent) Not Available¹⁷
- Minister’s Office
 - Minister’s support staff \$45,747¹⁸
 - Minister and advisers \$100,647¹⁹

¹³ As the current salary levels differ among agencies, a decision was made to use an average of the salary levels of the 3 agencies that recorded the highest total FOI costs (as listed in Appendix L), namely DIMA, Centrelink and the ATO.

¹⁴ This figure, taken from the 3 agencies with the highest FOI costs, represents an average of the top increment of an APS5 as at 30 June 2006.

¹⁵ This figure, taken from the 3 agencies with the highest FOI costs, represents an average of the top increment of an APS3 as at 30 June 2006.

¹⁶ This figure, taken from the 3 agencies with the highest FOI costs, represents an average of the top increment of an EL1 as at 30 June 2006.

¹⁷ Given that the salary levels for SES officers differ markedly agencies it is not possible to determine an applicable salary figure for reporting purposes.

¹⁸ This figure, taken from the 3 agencies with the highest FOI costs, represents an average of the top increment of an APS3 as at 30 June 2006.

¹⁹ This figure, taken from the 3 agencies with the highest FOI costs, represents an average of the top increment of an EL2 as at 30 June 2006.

TABLE 19 – Estimated Staff Costs of Freedom of Information

	Staff-Years	Salary Costs (\$)	Related Costs (60%) (\$)	Total Staff Costs (\$)
Officers whose duties included FOI work	195.69	10,916,828	6,550,097	17,466,924
Other officers involved in processing requests:				
– SES	4.38	NA*	NA*	NA*
– APS Level 6 & Executive Levels 1–2	16.62	1,309,562	785,737	2,095,299
– APS Levels 1–5	18.29	836,719	502,031	1,338,750
Ministerial Staff:				
– Minister and advisers	0.19	18,339	11,003	29,342
– Minister’s support staff	0.13	5,947	3,568	9,515
Total	235.30	13,087,395	7,852,436	20,939,830

* See Footnote 17.

3.7 Compared with 2004–05, Table 19 represents a significant increase of 48.9 staff-years (33.3%) for the category titled ‘Officers whose duties included FOI work’.

Identified non-staff expenditure

3.8 Non-staff costs directly attributable to FOI are summarised in **Table 20** with full agency details in **Appendix M**. Overall, non-staff costs decreased by \$27,733 (0.7%). Of the 11 categories in **Table 20**, 6 showed an increase compared to 2004–05.

TABLE 20 – Identified Non-Staff Costs

ITEM	2004–05 (\$)	2005–06 (\$)
Photocopying	318,721	273,125
Printing	28,994	60,203
Purchase of material	47,575	70,090
Postage	121,127	158,985
Telephone	91,991	57,491
Travel	111,015	93,123
Solicitors’ fees	1,845,360	2,052,805
Legal counsel fees	761,201	705,457
Applicants’ litigation costs	0	606
Computer time	453,650	248,921
Other	211,165	242,260
Total	3,990,799	3,963,066

Administration

3.9 **Appendix L** summarises the costs of all agencies that spent 0.01 or more staff-years on FOI matters or reported a non-labour cost. The following paragraphs relate only to agencies appearing in Appendix L. As in previous years, Appendix L reveals marked differences

between agencies in the average staff-days per request recorded and the average cost per request recorded. The average staff-day per request (where this was reported) ranged from 0.10 (Migration Review Tribunal) to 79.80 (The Office of the Australian Building and Construction Commissioner), with the overall average being 1.51. As in previous years, these statistics confirm that some of the large client service departments handle high volumes of requests very quickly (because of the routine nature of many requests made to them) in contrast to the smaller policy-orientated agencies which may deal with fewer, but more complex requests.

3.10 The average cost per request ranged from \$2.50 for the Special Broadcasting Service to \$198.47 for the Department of Veterans' Affairs. Six agencies recorded an average cost of less than \$200 per request, as shown in **Table 21**.

TABLE 21 – Agencies with Average Cost per Request Less than \$200

AGENCY	Average Cost (\$)	No. of Requests
Special Broadcasting Service	2.50	2
National Competition Council	34.00	2
Refugee Review Tribunal	49.11	548
Comcare	89.26	10
Migration Review Tribunal	90.94	266
Department of Veterans' Affairs	198.47	8330

3.11 The average cost for 9 agencies was higher than \$10,000 per request, as shown in **Table 22**. Last year, 9 agencies also recorded an average cost per request of greater than \$10,000.

TABLE 22 – Agencies with Average Cost per Request Greater than \$10,000

AGENCY	Average Cost (\$)	No. of Requests
Office of the Employment Advocate	10,413	2
Grains Research and Development Corporation	10,863	1
Australian Sports Commission	11,787	2
Department of Industry, Tourism and Resources	12,629	25
Department of the Treasury	13,877	38
Defence Housing Authority	15,997	2
Australian Pesticides and Veterinary Medicines Authority	17,100	14
The Office of the Australian Building and Construction Commissioner	22,964	1
CrimTrac	25,711	31

Internal review and appeals

3.12 Although agencies were asked to identify costs paid to legal counsel and solicitors' fees, they were not requested to provide separate details of the costs of all review and appeal procedures under the FOI Act. Internal review costs may constitute a considerable component

of overall costs, as internal review may be conducted by the principal officer or other very senior officers. In addition, some agencies received requests which were resource intensive, either because of their volume or complexity or both.

3.13 The costs further increase where the decision on the request is the subject of an application to the AAT. As in previous years, AAT appeals have involved senior officers who may have been required to give oral evidence at a hearing, or to prepare affidavit evidence.

COST COMPARISON FROM 1993-94 TO 2005-06

3.14 The costs and the number of requests received from 1993-94 to 2005-06 are listed in **Table 23**.

TABLE 23 – Average Cost per Request

Year	Requests Received	Total Cost	Average Cost per Request²⁰
1993-94	36,547	\$13,977,360	\$382
1994-95	37,367	\$11,955,482	\$320
1995-96	39,327	\$14,564,562	\$370
1996-97	30,788	\$15,972,950	\$519
1997-98	32,590	\$12,191,478	\$374
1998-99	33,484	\$13,066,029	\$390
1999-2000	31,784	\$14,035,394	\$442
2000-01	35,439	\$14,415,406	\$407
2001-02	37,169	\$17,387,088	\$468
2002-03	41,481	\$18,398,181	\$444
2003-04	42,627	\$20,189,136	\$474
2004-05	39,265	\$22,860,022	\$582
2005-06	41,430	\$24,903,771	\$601

²⁰ This figure is calculated by dividing the total for Requests Received into Total Cost. The Average Cost per Request figure in Table 23 may differ for some years from the Average Cost per Request figure in Appendix L because Appendix L records only requests received from agencies which spent 0.01 or more staff-years on FOI matters or reported a non-labour cost. Consequently, in some years the Requests Received figure in Appendix L may be less than the Requests Received figure in Table 23.

CHAPTER 4

ADMINISTRATION OF THE FOI ACT

INTRODUCTION

4.1 This chapter reports action taken during 2005–06 to co-ordinate the administration of the FOI Act, assist agencies to fulfil their obligations under the FOI Act and assist members of the public to understand the rights conferred by the FOI Act. General FOI developments are also noted.

CO-ORDINATION AND ADMINISTRATION OF THE FOI ACT

4.2 Each agency is responsible for meeting its own obligations under the FOI Act. The Attorney-General and, on his behalf, the Information Law Branch (ILB) of the Attorney-General's Department, is responsible for the general administration of the FOI Act.

4.3 In 2005–06, the work of ILB included legal, policy and administrative advising regarding the FOI Act. Although each agency is responsible for its decisions under the FOI Act, agencies often seek the advice of the Attorney-General's Department in relation to legal, policy and procedural matters arising from particular requests.

MEASURES TO ASSIST AGENCIES TO COMPLY WITH THE FOI ACT

FOI website

4.4 The Attorney-General's Department has a FOI website which contains which contains a range of FOI material including:

- the FOI Act and Regulations
- general information about the FOI Act and how to make an FOI request
- FOI research aids
- FOI Memoranda and past FOI Decision Summaries
- list of Australian Government FOI Contact Officers
- FOI annual reports, and
- links to other FOI sites.

FOI electronic discussion list

4.5 The Attorney-General's Department has established an electronic discussion list for FOI officers in agencies to discuss freedom of information matters. The forum enables the Department to broadcast FOI policy information to agencies and provides agencies with the opportunity to exchange FOI information and to seek assistance from other agencies in relation to FOI issues.

MEASURES TO ASSIST THE PUBLIC*FOI website*

4.6 The Attorney-General's Department FOI website is at <www.ag.gov.au/foi>.

FOI Memoranda

4.7 Since the inception of the Act, the Attorney-General's Department has produced memoranda as FOI reference tools. For example, Memorandum No 98 provides: (a) an outline of the exemptions sections in the FOI Act; (b) the principles on which these exemptions operate; and (c) references to relevant cases concerning how the exemptions have been interpreted by the Administrative Appeals Tribunal, the Federal Court of Australia and the High Court of Australia.

4.8 During the reporting year, the Attorney-General's Department updated all these memoranda, taking the opportunity to change their focus from technical, legal interpretation of the provisions of the FOI Act to the practical policy and administrative aspects of good FOI practice. There are nine sets of guidelines covering all the topics found in the now superseded memoranda. These guidelines are intended to provide practical advice, in straightforward language, on the operation of the FOI Act. Memorandum 98, renamed *FOI Guidelines-Exemption Sections in the FOI Act*, is the sole exception. It will remain a legally-focussed document that will continue to be updated annually to incorporate the latest AAT and court interpretations of the exemption provisions.

4.9 The new guidelines are available from the Attorney-General's website at: <www.ag.gov.au/foi>. The superseded memoranda are also available on the web site as archived documents. However, they are no longer current and should not be relied on for guidance.

FOI pamphlet

4.10 The Attorney-General's Department has produced a general information pamphlet on FOI, copies of which may be obtained from the Department. The pamphlet is also available on the Attorney-General's Department FOI website.

FOI annual report

4.11 The Annual Report on the Operation of the FOI Act is also available on the Attorney-General's Department FOI website.

Section 8 statements

4.12 Section 8 of the FOI Act requires each Minister responsible for an agency to publish annually a statement setting out details of the functions of the agency, categories of

documents held, and arrangements for access by the public to documents in the possession of the agency. These statements are published in the annual report of the agency or of the portfolio department to which the agency relates. The section 8 statement of the Attorney-General's Department is in its annual report.

Section 9 statements

4.13 Section 9 of the FOI Act requires the principal officer of each agency to make available at National Archives of Australia offices in all capital cities, a statement listing documents used by the agency in making decisions that affect the public. The statements are required to be updated at 3-monthly intervals where practicable, and in any case within 12 months after the last statement. Principal officers are also required to make available for inspection and purchase all documents listed in their agency's section 9 statements.

4.14 Section 9 statements and the dates to which they are correct are set out in **Table 24**. A list of all section 9 statements is available on the National Archives website.²¹ It is apparent that a number of agencies in Table 24 are not subject to the FOI Act because those agencies have changed their name; been absorbed into, or amalgamated with another agency; or ceased to exist. A list of agencies and Ministers subject to the FOI Act, based on information provided by agencies, is at **Appendix N**.

TABLE 24 – Section 9 Statements held by the National Archives of Australia as at 1 November 2006

Agency	Date of Statement
Aboriginal Hostels Limited	8 December 1993
Administrative Appeals Tribunal	25 October 2001
Agriculture, Fisheries and Forestry	30 June 2006
Airservices Australia	1 November 2002
Albury-Wodonga Development Corporation	27 June 2006
Anglo-Australian Observatory	25 October 2001
Attorney-General's Department	10 June 2005
AusAID	17 November 2005
AUSTEL	2 February 1995
AusTrade	21 November 2005
Australia Council	1 August 1995
Australian Accounting Standards Board	26 September 2001
Australian Broadcasting Authority	February 2002
Australian Broadcasting Corporation	18 September 2006
Australian Building and Construction Commissioner	29 September 2006
Australian Bureau of Statistics	4 July 2006
Australian Centre for International Agricultural Research	15 November 2005

²¹ The information in Table 24 is on the National Archives of Australia website at http://www.naa.gov.au/about_us/organisation_staff/foi_section9.html.

TABLE 24 Continued	
Australian Competition and Consumer Commission	28 August 2006
Australian Competition Tribunal	22 October 2001
Australian Customs Service	March 2005
Australian Electoral Commission	24 October 2003
Australian Federal Police	3 July 2006
Australian Film Commission	26 October 2006
Australian Fisheries Management Authority	7 August 2006
Australian Hearing	31 July 2006
Australian Heritage Commission	27 September 2001
Australian Industrial Registry	18 July 2006
Australian Institute of Aboriginal and Torres Strait Islander Studies	June 1995
Australian Institute of Family Studies	19 September 2001
Australian Institute of Marine Science	11 March 1998
Australian Landcare Council	15 August 2006
Australian Law Reform Commission	27 February 2003
Australian Maritime Safety Authority	31 August 2006
Australian National Botanical Gardens	1 March 1987
Australian Postal Corporation	30 December 1995
Australian Prudential Regulation Authority	19 June 2006
Australian Public Service Commission	10 May 2006
Australian Radiation Protection and Nuclear Safety Agency	25 September 2001
Australian Securities and Investments Commission	6 February 2006
Australian Sports Commission	31 October 2006
Australian Taxation Office (ATO)	Accessible from ATO website ²²
Australian Tourist Commission	30 October 2001
Australian War Memorial	26 September 2001
Australian Wine and Brandy Corporation	5 November 2001
Canberra National Memorials Committee	1 March 1987
Centrelink	1 August 2006
Civil Aviation Safety Authority	14 September 2004
Classification Review Board	19 September 2001
Comcare	September 2005
Commissioner for Superannuation	31 October 2005
Commonwealth Director of Public Prosecutions	3 July 2006

²² See <<http://law.ato.gov.au/atolaw/browse.htm?toc=02:FOI>>.

TABLE 24 Continued	
Commonwealth Grants Commission	15 July 2003
Commonwealth Ombudsman	21 December 2005
Commonwealth Scientific and Industrial Research Organisation (CSIRO)	11 July 2003
Communications, Information Technology and the Arts	1 July 2005
Copyright Tribunal	6 July 2004
Cotton Research and Development Corporation	21 November 2001
CrimTrac	23 August 2006
CSIRO	30 June 2006
Dairy Adjustment Authority	18 September 2006
Defence	2 February 2006
Defence Force Discipline Appeal Tribunal	25 October 2001
Defence Force Retirement and Death Benefits Authority	31 October 2006
Education, Science and Training	June 2006
Employment and Workplace Relations	21 April 2006
Environment and Heritage	31 August 2001
Export Finance and Insurance Corporation	30 November 2005
Federal Court of Australia	23 January 2006
Federal Magistrates Court	18 August 2006
Finance and Administration	4 May 2006
Fisheries Research and Development Corporation	1 September 2006
Foreign Affairs and Trade	30 November 2005
Grains Research and Development Corporation	31 August 2006
Great Barrier Reef Marine Park Authority	23 October 2001
Health and Ageing	31 July 2006
Human Rights and Equal Opportunity Commission	1 June 2006
Human Services	22 June 2006
Immigration and Multicultural Affairs	30 June 2006
Industry, Tourism and Resources	4 October 2006
Insolvency and Trustee Service Australia	2 October 2001
IP Australia	17 February 2006
Medicare Australia	19 January 2006
Merit Protection Commissioner	24 April 2006
Migration Review Tribunal	July 2004
Military Superannuation and Benefits Board of Trustees No.1	31 October 2006
National Archives of Australia	24 January 2006

TABLE 24 Continued	
National Competition Council	28 September 2001
National Library of Australia	17 June 1997
National Museum of Australia	17 June 1997
National Native Title Tribunal	30 June 2006
National Occupational Health and Safety Commission	10 August 2004
National Office for the Information Economy	31 July 2003
National Rural Advisory Council	30 June 2006
Office of Asset Sales and Commercial Support	30 June 2001
Office of Film and Literature Classification	20 July 2006
Office of the Federal Privacy Commissioner	April 2003
Office of Parliamentary Counsel	28 June 2006
Office of the Employment Advocate	31 August 2006
Plant Breeder's Rights Advisory Committee	27 September 2001
Prime Minister and Cabinet	23 June 2006
Private Health Insurance Administration Council	20 September 2006
Productivity Commission	13 January 2006
Reconciliation and Aboriginal and Torres Strait Island Affairs	31 May 2001
Refugee Review Tribunal	23 September 2003
Registrar of Aboriginal Corporations	30 March 2006
Reserve Bank of Australia	22 November 2004
Royal Australian Mint	13 June 1997
Rural Industries Research and Development Corporation	25 July 2006
Social Security Appeals Tribunal	10 February 2006
Spectrum Management Agency	31 July 1996
Sugar Research and Development Corporation	18 August 2006
Superannuation Complaints Tribunal	11 July 2006
Telstra	19 September 2001
Transport and Regional Services	30 June 2006
Treasury	25 July 2006
Veterans' Affairs	30 November 2005
Wheat Export Authority	30 June 2004

MONITORING FOI DECISION-MAKING AND WORKLOAD

Extent of reporting

4.15 Section 93 of the FOI Act requires statistics to be provided to the Attorney-General's Department by agencies. These statistics are used by the Attorney-General, as the Minister administering the FOI Act, in compiling this annual report to Parliament on the FOI Act.

Frequency of reporting

4.16 Agencies are required to submit statistical returns every quarter and an annual statistical return at the end of each financial year.

Comments on statistical collection

4.17 The Department's Internet-hosted database for the electronic lodgement of statistical information by agencies has proven to be an efficient Departmental tool. To ensure that the system remains user-friendly and effective, the Department will continue to monitor its use. Feedback from users is a valuable input for this purpose.

4.18 The Department also undertakes an annual stocktake of the list of agencies and Ministers subject to the FOI Act in order to maintain a comprehensive list.

CHAPTER 5

AMENDMENT OF THE FOI ACT

INTRODUCTION

5.1 During the reporting year there were no major amendments to the FOI Act. Minor amendments to the FOI Act are outlined below.

AMENDMENT OF THE FOI ACT

5.2 Part II of Schedule 2 to the FOI Act is a list of agencies which are exempt from the FOI Act in respect of particular documents. The following amendments were made to Division 1 of Part II of Schedule 2:

- Schedule 2 of the *Human Services Legislation Amendment Act 2005* (Act No 111 of 2005) replaced a reference to ‘Health Insurance Commission, in respect to documents in respect of its commercial activities’ with ‘Medicare Australia in relation to documents in respect of its commercial activities’. Medicare Australia now performs all the functions and provides all the services that were performed by the Health Insurance Commission
- Section 3 of Schedule 1 of the *Telstra (Transition to Full Private Ownership) Act 2005* (Act No 118 of 2005) removed the reference to ‘Telstra Corporation Limited in relation to documents in respect of its commercial activities’. This was one of a number of amendments preparing for the situation when the Commonwealth no longer has a majority shareholding and Telstra is no longer a Commonwealth authority
- Schedule 9 of the *Law and Justice Legislation Amendment (Serious Drug Offences and Other Measures) Act 2005* (Act No 129 of 2005) inserted a reference to the ‘Australian Transaction Reports and Analysis Centre, in relation to documents concerning information communicated to it under section 16 of the *Financial Transaction Reports Act 1988*’. Schedule 9 also made two minor technical corrections to items relating to the Australian Trade Commission and the National Health and Medical Research Council
- Schedule 1 of the *National Health and Medical Research Council Amendment Act 2006* (Act No 50 of 2006) inserted the words ‘Council of the’ preceding the second reference to National Health and Medical Research Council, and
- Schedule 7 of the *Intelligence Services Legislation Amendment Act 2005* (Act No 128 of 2005) removed a reference to the ‘Department of Defence in relation to documents

in respect of activities of the Defence Intelligence Organisation and the Defence Signals Directorate' ensuring that all Australia's intelligence agencies are exempt from the FOI Act in a uniform manner.

5.3 There were a number of other amendments to the FOI Act as part of the *Intelligence Services Legislation Amendment Act 2005* including:

- the addition of Division 2 to Part I in Schedule 2. Division 2 is comprised of the Defence Imagery and Geospatial Organisation, the Defence Intelligence Organisation, and the Defence Signals Directorate
- the insertion into the Interpretation section (section 4) definitions for the Defence Imagery and Geospatial Organisation, the Defence Intelligence Organisation and the Defence Signals Directorate, reflecting the changed structure of Part 1 in Schedule 2
- the amendment of subsection 7(1) recognising Division 1 of Part 1 in Schedule 2
- the insertion of subsection 7(1A) to provide clarity in relation to the definition of 'agency' as it applies to a part of the Department of Defence, specified in Division 2 of Part I of Schedule 2
- the insertion of the words 'Defence Imagery' and 'Geospatial Organisation' before the reference to 'Defence Intelligence' in subsection 7(2A)
- the addition of two paragraphs to subsection 16(2) which provide for requests relating to a document that originated from, or has been received from, a part of the Department of Defence specified in Division 2 of Part I of Schedule 2, to be transferred to that Department, and
- the addition of two paragraphs to subsection 51C(2) which provide for applications relating to a document that originated from, or has been received from, a part of the Department of Defence specified in Division 2 of Part I of Schedule 2, to be transferred to that Department.

5.4 Schedule 3 of the FOI Act sets out a list of agency secrecy provisions which are exempt from the application of the FOI Act. Schedule 1 of the *Telecommunications (Interception) Amendment Act 2006* (Act No 40 of 2006) amended Schedule 3 by removing a reference to 'Telecommunications Interception Act 1979, section 63' and replacing it with 'Telecommunications (Interception and Access) Act 1979, sections 63 and 133'. The purpose of the amendment was to extend the secrecy provisions, ensuring that information that is subject to section 133 is not subject to disclosure pursuant to an FOI request.

5.5 Schedule 5 of the *Fuel Tax (Consequential and Transitional Provisions) Act 2006* (Act No 73 of 2006), which applies the administrative rules applying to other indirect tax laws to the proposed fuel tax credits scheme, also made an amendment to Schedule 3 of the FOI Act, replacing a reference to 'Taxation Administration Act 1953, section 68' (now repealed) with 'Taxation Administration Act 1953, section 355-5 in Schedule 1'.

5.6 Schedule 1 of the FOI Act lists Courts and tribunals exempt in respect of non-administrative matters. The *Workplace Relations Amendment (Work Choices) (Consequential Amendments) Regulations 2006* (No.1) inserted the 'Australian Fair Pay Commission' into that list.

APPENDICES

Request Numbers

Appendix A: Request Numbers — [P = Personal, O = Other, T = Total]

AGENCY	On Hand 1st July			Requests Received from Applicant			Requests on Transfer			Total Requests Received			% Share of Total of All Agencies' Requests Received			Requests Finalised			On Hand 30th June			
	P	O	T	P	O	T	P	O	T	P	O	T	P	O	T	P	O	T	P	O	T	
AGRICULTURE, FISHERIES AND FORESTRY																						
Australian Fisheries Management Authority	0	0	0	1	0	1	0	0	0	1	0	1	0	0	0.0	1	0	1	0	0	0	
Australian Landcare Council	0	0	0	0	0	0	0	0	0	0	0	0	0	0	0.0	0	0	0	0	0	0	
Australian Pesticides and Veterinary Medicines Authority	0	5	5	0	14	14	0	0	0	0	14	14	0	0	0.0	0	15	15	0	4	4	
Australian Wine and Brandy Corporation	0	0	0	0	0	0	0	0	0	0	0	0	0	0	0.0	0	0	0	0	0	0	
Cotton Research and Development Corporation	0	0	0	0	0	0	0	0	0	0	0	0	0	0	0.0	0	0	0	0	0	0	
Dairy Adjustment Authority	0	0	0	0	0	0	0	0	0	0	0	0	0	0	0.0	0	0	0	0	0	0	
Department of Agriculture, Fisheries and Forestry	1	8	9	0	23	23	0	1	1	0	24	24	0	0	0.1	1	25	26	0	7	7	
Fisheries Research and Development Corporation	0	0	0	0	0	0	0	0	0	0	0	0	0	0	0.0	0	0	0	0	0	0	
Forest and Wood Products Council	0	0	0	0	0	0	0	0	0	0	0	0	0	0	0.0	0	0	0	0	0	0	

Request Numbers

Appendix A: Request Numbers — [P = Personal, O = Other, T = Total] (continued)

AGENCY	On Hand 1st July			Requests Received from Applicant			Requests on Transfer			Total Requests Received			% Share of Total of All Agencies' Requests Received			Requests Finalised			On Hand 30th June		
	P	O	T	P	O	T	P	O	T	P	O	T	P	O	T	P	O	T	P	O	T
Forest and Wood Products Research and Development Corporation	0	0	0	0	0	0	0	0	0	0	0	0	0	0	0.0	0	0	0	0	0	0
Grains Research and Development Corporation	0	0	0	0	1	1	0	0	0	0	1	1	0	0	0.0	0	0	0	0	1	1
Grape and Wine Research and Development Corporation	0	0	0	0	0	0	0	0	0	0	0	0	0	0	0.0	0	0	0	0	0	0
Land and Water Australia	0	0	0	0	0	0	0	0	0	0	0	0	0	0	0.0	0	0	0	0	0	0
Minister for Agriculture, Fisheries and Forestry	0	0	0	0	0	0	0	0	0	0	0	0	0	0	0.0	0	0	0	0	0	0
Minister for Fisheries, Forestry and Conservation	0	0	0	0	0	0	0	0	0	0	0	0	0	0	0.0	0	0	0	0	0	0
Murray-Darling Basin Commission	0	0	0	0	0	0	0	0	0	0	0	0	0	0	0.0	0	0	0	0	0	0
National Rural Advisory Council	0	0	0	0	0	0	0	0	0	0	0	0	0	0	0.0	0	0	0	0	0	0
Parliamentary Secretary to the Min. for Agriculture, Fish. & Forestry	0	0	0	0	0	0	0	0	0	0	0	0	0	0	0.0	0	0	0	0	0	0
Plant Breeder's Rights Advisory Committee	0	0	0	0	0	0	0	0	0	0	0	0	0	0	0.0	0	0	0	0	0	0

Request Numbers

Appendix A: Request Numbers — [P = Personal, O = Other, T = Total] (continued)

AGENCY	On Hand 1st July			Requests Received from Applicant			Requests on Transfer			Total Requests Received			% Share of Total of All Agencies' Requests Received			Requests Finalised			On Hand 30th June		
	P	O	T	P	O	T	P	O	T	P	O	T	P	O	T	P	O	T	P	O	T
Rural Industries Research and Development Corporation	0	0	0	0	0	0	0	0	0	0	0	0	0	0	0.0	0	0	0	0	0	0
Statutory Fishing Rights Allocation Review Panel	0	0	0	0	0	0	0	0	0	0	0	0	0	0	0.0	0	0	0	0	0	0
Sugar Research and Development Corporation	0	0	0	0	0	0	0	0	0	0	0	0	0	0	0.0	0	0	0	0	0	0
Wheat Export Authority	0	0	0	0	2	2	0	1	1	0	3	3	0	0	0.0	0	1	1	0	2	2
ATTORNEY-GENERAL'S																					
Administrative Appeals Tribunal	0	0	0	5	0	5	0	0	0	5	0	5	0	0	0.0	5	0	5	0	0	0
Administrative Review Council	0	0	0	0	0	0	0	0	0	0	0	0	0	0	0.0	0	0	0	0	0	0
Attorney-General	0	0	0	0	0	0	0	0	0	0	0	0	0	0	0.0	0	0	0	0	0	0
Attorney-General's Department	8	9	17	31	34	65	3	5	8	34	39	73	0	1	0.2	42	41	83	0	7	7
Australian Crime Commission	0	2	2	1	6	7	0	3	3	1	9	10	0	0	0.0	1	11	12	0	0	0
Australian Customs Service	5	4	9	20	26	46	0	0	0	20	26	46	0	0	0.1	18	24	42	7	6	13

Request Numbers

Appendix A: Request Numbers — [P = Personal, O = Other, T = Total] (continued)

AGENCY	On Hand 1st July			Requests Received from Applicant			Requests on Transfer			Total Requests Received			% Share of Total of All Agencies' Requests Received			Requests Finalised			On Hand 30th June		
	P	O	T	P	O	T	P	O	T	P	O	T	P	O	T	P	O	T	P	O	T
Australian Federal Police	9	6	15	119	63	182	0	0	0	119	63	182	0	1	0.4	107	66	173	21	3	24
Australian Institute of Criminology	0	1	1	0	0	0	0	0	0	0	0	0	0	0	0.0	0	0	0	0	1	1
Australian Law Reform Commission	0	0	0	0	0	0	0	0	0	0	0	0	0	0	0.0	0	0	0	0	0	0
Australian Transaction Reports and Analysis Centre (AUSTRAC)	0	0	0	53	0	53	0	0	0	53	0	53	0	0	0.1	52	0	52	1	0	1
Classification Board	0	0	0	0	0	0	0	0	0	0	0	0	0	0	0.0	0	0	0	0	0	0
Classification Review Board	0	0	0	0	0	0	0	0	0	0	0	0	0	0	0.0	0	0	0	0	0	0
Copyright Tribunal	0	0	0	0	0	0	0	0	0	0	0	0	0	0	0.0	0	0	0	0	0	0
Criminology Research Council	0	0	0	0	0	0	0	0	0	0	0	0	0	0	0.0	0	0	0	0	0	0
CrimTrac	0	1	1	3	0	3	0	0	0	3	0	3	0	0	0.0	3	1	4	0	0	0
Defence Force Discipline Appeal Tribunal	0	0	0	0	0	0	0	0	0	0	0	0	0	0	0.0	0	0	0	0	0	0
Director of Public Prosecutions	1	0	1	0	0	0	0	0	0	0	0	0	0	0	0.0	1	0	1	0	0	0

Request Numbers

Appendix A: Request Numbers — [P = Personal, O = Other, T = Total] (continued)

AGENCY	On Hand 1st July			Requests Received from Applicant			Requests on Transfer			Total Requests Received			% Share of Total of All Agencies' Requests Received			Requests Finalised			On Hand 30th June		
	P	O	T	P	O	T	P	O	T	P	O	T	P	O	T	P	O	T	P	O	T
Family Court of Australia	1	0	1	1	0	1	0	0	0	1	0	1	0	0	0.0	1	0	1	1	0	1
Family Law Council	0	0	0	0	0	0	0	0	0	0	0	0	0	0	0.0	0	0	0	0	0	0
Federal Court of Australia	0	0	0	1	0	1	0	0	0	1	0	1	0	0	0.0	1	0	1	0	0	0
Federal Magistrates Court	0	0	0	0	0	0	0	0	0	0	0	0	0	0	0.0	0	0	0	0	0	0
Federal Police Disciplinary Tribunal	0	0	0	0	0	0	0	0	0	0	0	0	0	0	0.0	0	0	0	0	0	0
High Court of Australia	0	0	0	0	3	3	0	0	0	0	3	3	0	0	0.0	0	2	2	0	1	1
Human Rights and Equal Opportunity Commission	1	0	1	13	0	13	0	0	0	13	0	13	0	0	0.0	13	0	13	1	0	1
Insolvency and Trustee Service Australia	0	0	0	5	1	6	0	0	0	5	1	6	0	0	0.0	5	1	6	0	0	0
Minister for Justice and Customs	0	0	0	0	0	0	0	0	0	0	0	0	0	0	0.0	0	0	0	0	0	0
National Native Title Tribunal	0	0	0	0	1	1	0	0	0	0	1	1	0	0	0.0	0	1	1	0	0	0
Office of Film and Literature Classification	0	0	0	0	0	0	0	0	0	0	0	0	0	0	0.0	0	0	0	0	0	0

Request Numbers

Appendix A: Request Numbers — [P = Personal, O = Other, T = Total] (continued)

AGENCY	On Hand 1st July			Requests Received from Applicant			Requests on Transfer			Total Requests Received			% Share of Total of All Agencies' Requests Received			Requests Finalised			On Hand 30th June		
	P	O	T	P	O	T	P	O	T	P	O	T	P	O	T	P	O	T	P	O	T
Office of Parliamentary Counsel	0	0	0	0	0	0	0	0	0	0	0	0	0	0	0.0	0	0	0	0	0	0
Office of the Federal Privacy Commissioner	0	0	0	4	2	6	0	0	0	4	2	6	0	0	0.0	4	2	6	0	0	0
Solicitor-General	0	0	0	0	0	0	0	0	0	0	0	0	0	0	0.0	0	0	0	0	0	0
COMMUNICATIONS, INFORMATION TECHNOLOGY AND THE ARTS																					
Australia Council for the Arts	0	0	0	1	1	2	0	0	0	1	1	2	0	0	0.0	1	0	1	0	1	1
Australian Broadcasting Corporation	0	1	1	2	2	4	0	1	1	2	3	5	0	0	0.0	2	4	6	0	0	0
Australian Communications and Media Authority	0	0	0	0	10	10	0	2	2	0	12	12	0	0	0.0	0	11	11	0	1	1
Australian Film Commission	0	0	0	0	0	0	0	0	0	0	0	0	0	0	0.0	0	0	0	0	0	0
Australian Film, Television and Radio School	0	0	0	1	0	1	0	0	0	1	0	1	0	0	0.0	1	0	1	0	0	0
Australian National Maritime Museum	0	0	0	0	0	0	0	0	0	0	0	0	0	0	0.0	0	0	0	0	0	0

Request Numbers

Appendix A: Request Numbers — [P = Personal, O = Other, T = Total] (continued)

AGENCY	On Hand 1st July			Requests Received from Applicant			Requests on Transfer			Total Requests Received			% Share of Total of All Agencies' Requests Received			Requests Finalised			On Hand 30th June		
	P	O	T	P	O	T	P	O	T	P	O	T	P	O	T	P	O	T	P	O	T
Australian Postal Corporation	3	0	3	54	18	72	0	1	1	54	19	73	0	0	0.2	52	17	69	5	2	7
Australian Sports Commission	0	1	1	0	2	2	0	0	0	0	2	2	0	0	0.0	0	3	3	0	0	0
Australian Sports Drug Agency	0	0	0	0	0	0	0	0	0	0	0	0	0	0	0.0	0	0	0	0	0	0
Department of Communications, Information Technology and the Arts	0	0	0	0	15	15	0	0	0	0	15	15	0	0	0.0	0	11	11	0	4	4
Minister for Communications, Information Technology and the Arts	0	0	0	0	1	1	0	0	0	0	1	1	0	0	0.0	0	0	0	0	1	1
Minister for the Arts and Sport	0	0	0	0	0	0	0	0	0	0	0	0	0	0	0.0	0	0	0	0	0	0
National Archives of Australia	1	0	1	1	0	1	0	0	0	1	0	1	0	0	0.0	2	0	2	0	0	0
National Gallery of Australia	0	0	0	0	0	0	0	0	0	0	0	0	0	0	0.0	0	0	0	0	0	0
National Library of Australia	0	0	0	0	0	0	0	0	0	0	0	0	0	0	0.0	0	0	0	0	0	0
National Museum of Australia	0	0	0	0	0	0	0	0	0	0	0	0	0	0	0.0	0	0	0	0	0	0
Public Lending Right Committee	0	0	0	0	0	0	0	0	0	0	0	0	0	0	0.0	0	0	0	0	0	0

Request Numbers

Appendix A: Request Numbers — [P = Personal, O = Other, T = Total] (continued)

AGENCY	On Hand 1st July			Requests Received from Applicant			Requests on Transfer			Total Requests Received			% Share of Total of All Agencies' Requests Received			Requests Finalised			On Hand 30th June		
	P	O	T	P	O	T	P	O	T	P	O	T	P	O	T	P	O	T	P	O	T
Special Broadcasting Service Corporation	0	1	1	1	1	2	0	0	0	1	1	2	0	0	0.0	1	2	3	0	0	0
Telstra Corporation Limited	3	12	15	80	55	135	0	1	1	80	56	136	0	1	0.3	81	64	145	2	4	6
DEFENCE																					
Army & Air Force Canteen Service Board T/A Frontline Defence Services	0	0	0	0	0	0	0	0	0	0	0	0	0	0	0.0	0	0	0	0	0	0
Australian Military Forces Relief Trust Fund	0	0	0	0	0	0	0	0	0	0	0	0	0	0	0.0	0	0	0	0	0	0
Defence Force Retirement and Death Benefits Authority	0	0	0	52	0	52	0	0	0	52	0	52	0	0	0.1	50	0	50	2	0	2
Defence Housing Authority	0	0	0	0	1	1	0	1	1	0	2	2	0	0	0.0	0	2	2	0	0	0
Department of Defence	35	23	58	101	50	151	20	0	20	121	50	171	0	1	0.4	118	49	167	38	24	62
Military Superannuation and Benefits Board of Trustees No.1	0	0	0	56	0	56	0	0	0	56	0	56	0	0	0.1	56	0	56	0	0	0
Minister for Defence	0	0	0	0	0	0	0	0	0	0	0	0	0	0	0.0	0	0	0	0	0	0

Request Numbers

Appendix A: Request Numbers — [P = Personal, O = Other, T = Total] (continued)

AGENCY	On Hand 1st July			Requests Received from Applicant			Requests on Transfer			Total Requests Received			% Share of Total of All Agencies' Requests Received			Requests Finalised			On Hand 30th June		
	P	O	T	P	O	T	P	O	T	P	O	T	P	O	T	P	O	T	P	O	T
Parliamentary Secretary to the Minister for Defence	0	0	0	0	0	0	0	0	0	0	0	0	0	0	0.0	0	0	0	0	0	0
RAAF Veterans' Residence Trust Fund	0	0	0	0	0	0	0	0	0	0	0	0	0	0	0.0	0	0	0	0	0	0
RAN Central Canteens Fund	0	0	0	0	0	0	0	0	0	0	0	0	0	0	0.0	0	0	0	0	0	0
RAN Relief Trust Fund	0	0	0	0	0	0	0	0	0	0	0	0	0	0	0.0	0	0	0	0	0	0
Royal Australian Air Force Welfare Trust Fund	0	0	0	0	0	0	0	0	0	0	0	0	0	0	0.0	0	0	0	0	0	0
EDUCATION, SCIENCE AND TRAINING																					
Anglo-Australian Telescope Board	0	0	0	0	0	0	0	0	0	0	0	0	0	0	0.0	0	0	0	0	0	0
Australian Institute of Marine Science	0	0	0	0	0	0	0	0	0	0	0	0	0	0	0.0	0	0	0	0	0	0
Australian National University	0	0	0	2	0	2	0	0	0	2	0	2	0	0	0.0	2	0	2	0	0	0
Australian Nuclear Science and Technology Organisation	0	0	0	0	1	1	0	0	0	0	1	1	0	0	0.0	0	1	1	0	0	0

Request Numbers

Appendix A: Request Numbers — [P = Personal, O = Other, T = Total] (continued)

AGENCY	On Hand 1st July			Requests Received from Applicant			Requests on Transfer			Total Requests Received			% Share of Total of All Agencies' Requests Received			Requests Finalised			On Hand 30th June		
	P	O	T	P	O	T	P	O	T	P	O	T	P	O	T	P	O	T	P	O	T
Australian Research Council	0	0	0	0	8	8	0	0	0	0	8	8	0	0	0.0	0	8	8	0	0	0
Commonwealth Scientific and Industrial Research Organisation (CSIRO)	0	0	0	1	7	8	0	7	7	1	14	15	0	0	0.0	1	14	15	0	0	0
Department of Education, Science and Training	1	2	3	3	30	33	0	1	1	3	31	34	0	0	0.1	2	26	28	2	7	9
Minister for Education, Science and Training	0	0	0	0	0	0	0	0	0	0	0	0	0	0	0.0	0	0	0	0	0	0
Minister for Vocational and Technical Education	0	0	0	0	0	0	0	0	0	0	0	0	0	0	0.0	0	0	0	0	0	0
Parlt'y Secretary to the Minister for Education, Science and Training	0	0	0	0	0	0	0	0	0	0	0	0	0	0	0.0	0	0	0	0	0	0
EMPLOYMENT AND WORKPLACE RELATIONS																					
5 Central Committees established under Tradesmen's Rights Act 1946	0	0	0	0	0	0	0	0	0	0	0	0	0	0	0.0	0	0	0	0	0	0
Australian Industrial Registry	0	0	0	0	1	1	0	0	0	0	1	1	0	0	0.0	0	0	0	0	1	1

Request Numbers

Appendix A: Request Numbers — [P = Personal, O = Other, T = Total] (continued)

AGENCY	On Hand 1st July			Requests Received from Applicant			Requests on Transfer			Total Requests Received			% Share of Total of All Agencies' Requests Received			Requests Finalised			On Hand 30th June		
	P	O	T	P	O	T	P	O	T	P	O	T	P	O	T	P	O	T	P	O	T
Coal Mining Industry (Long Service Leave Funding) Corporation	0	0	0	0	0	0	0	0	0	0	0	0	0	0	0.0	0	0	0	0	0	0
Comcare	0	1	1	9	1	10	0	0	0	9	1	10	0	0	0.0	9	2	11	0	0	0
Defence Force Remuneration Tribunal	0	0	0	0	0	0	0	0	0	0	0	0	0	0	0.0	0	0	0	0	0	0
Department of Employment and Workplace Relations	4	1	5	40	34	74	0	1	1	40	35	75	0	1	0.2	39	31	70	5	5	10
Equal Opportunity for Women in the Workplace Agency	0	0	0	0	0	0	0	0	0	0	0	0	0	0	0.0	0	0	0	0	0	0
Minister for Employment and Workplace Relations	0	0	0	0	0	0	0	0	0	0	0	0	0	0	0.0	0	0	0	0	0	0
Minister for Workforce Participation	0	0	0	0	0	0	0	0	0	0	0	0	0	0	0.0	0	0	0	0	0	0
National Occupational Health and Safety Commission	0	0	0	0	0	0	0	0	0	0	0	0	0	0	0.0	0	0	0	0	0	0
Office of the Employment Advocate	0	0	0	0	2	2	0	0	0	0	2	2	0	0	0.0	0	2	2	0	0	0
Office of Workplace Services	0	0	0	1	0	1	0	0	0	1	0	1	0	0	0.0	1	0	1	0	0	0
Remuneration Tribunal	0	0	0	0	0	0	0	0	0	0	0	0	0	0	0.0	0	0	0	0	0	0

Request Numbers

Appendix A: Request Numbers — [P = Personal, O = Other, T = Total] (continued)

AGENCY	On Hand 1st July			Requests Received from Applicant			Requests on Transfer			Total Requests Received			% Share of Total of All Agencies' Requests Received			Requests Finalised			On Hand 30th June		
	P	O	T	P	O	T	P	O	T	P	O	T	P	O	T	P	O	T	P	O	T
Safety Rehabilitation and Compensation Committee	0	0	0	0	0	0	0	0	0	0	0	0	0	0	0	0	0	0	0	0	0
Seafarers Safety, Rehabilitation and Compensation Authority	0	0	0	0	0	0	0	0	0	0	0	0	0	0	0	0	0	0	0	0	0
The Office of the Australian Building and Construction Commissioner	0	0	0	0	1	1	0	0	0	0	1	1	0	0	0.0	0	0	0	0	1	1
FAMILIES, COMMUNITY SERVICES AND INDIGENOUS AFFAIRS																					
Aboriginal Hostels Limited	0	0	0	0	0	0	0	0	0	0	0	0	0	0	0.0	0	0	0	0	0	0
Australian Institute of Family Studies	0	0	0	0	0	0	0	0	0	0	0	0	0	0	0.0	0	0	0	0	0	0
Department of Families, Community Services and Indigenous Affairs	3	4	7	2	28	30	0	2	2	2	30	32	0	0	0.1	2	12	14	3	22	25
Minister for Community Services	0	0	0	0	0	0	0	0	0	0	0	0	0	0	0.0	0	0	0	0	0	0
Minister for Families, Community Services and Indigenous Affairs	0	0	0	0	0	0	0	0	0	0	0	0	0	0	0.0	0	0	0	0	0	0
Social Security Appeals Tribunal	0	0	0	0	0	0	0	0	0	0	0	0	0	0	0.0	0	0	0	0	0	0

Request Numbers

Appendix A: Request Numbers — [P = Personal, O = Other, T = Total] (continued)

AGENCY	On Hand 1st July			Requests Received from Applicant			Requests on Transfer			Total Requests Received			% Share of Total of All Agencies' Requests Received			Requests Finalised			On Hand 30th June		
	P	O	T	P	O	T	P	O	T	P	O	T	P	O	T	P	O	T	P	O	T
FINANCE AND ADMINISTRATION																					
Australian Electoral Commission	0	1	1	4	1	5	0	0	0	4	1	5	0	0	0.0	4	1	5	0	1	1
Commissioner for Superannuation	0	0	0	0	0	0	0	0	0	0	0	0	0	0	0.0	0	0	0	0	0	0
Commonwealth Grants Commission	0	0	0	0	0	0	0	0	0	0	0	0	0	0	0.0	0	0	0	0	0	0
CSS Board	0	0	0	35	0	35	0	0	0	35	0	35	0	0	0.1	33	0	33	2	0	2
Department of Finance and Administration	0	11	11	1	23	24	0	3	3	1	26	27	0	0	0.1	0	34	34	1	3	4
Future Fund Management Agency	0	0	0	0	0	0	0	0	0	0	0	0	0	0	0.0	0	0	0	0	0	0
Minister for Finance and Administration	0	0	0	0	1	1	0	0	0	0	1	1	0	0	0.0	0	1	1	0	0	0
Parliamentary Secretary to the Minister for Finance and Administration	0	0	0	0	2	2	0	0	0	0	2	2	0	0	0.0	0	2	2	0	0	0
PSS Board	0	0	0	53	0	53	0	0	0	53	0	53	0	0	0.1	52	0	52	1	0	1
Special Minister of State	0	0	0	0	1	1	0	0	0	0	1	1	0	0	0.0	0	1	1	0	0	0

Request Numbers

Appendix A: Request Numbers — [P = Personal, O = Other, T = Total] (continued)

AGENCY	On Hand 1st July			Requests Received from Applicant			Requests on Transfer			Total Requests Received			% Share of Total of All Agencies' Requests Received			Requests Finalised			On Hand 30th June		
	P	O	T	P	O	T	P	O	T	P	O	T	P	O	T	P	O	T	P	O	T
FOREIGN AFFAIRS AND TRADE																					
Australia-Japan Foundation	0	0	0	0	0	0	0	0	0	0	0	0	0	0	0.0	0	0	0	0	0	0
Australian Centre for International Agricultural Research	0	0	0	0	0	0	0	1	1	0	1	1	0	0	0.0	0	1	1	0	0	0
Australian Trade Commission (Austrade)	0	0	0	1	7	8	0	0	0	1	7	8	0	0	0.0	1	6	7	0	1	1
Department of Foreign Affairs and Trade	7	14	21	45	55	100	2	5	7	47	60	107	0	1	0.3	48	62	110	6	12	18
Export Finance and Insurance Corporation	0	0	0	0	0	0	0	0	0	0	0	0	0	0	0.0	0	0	0	0	0	0
Minister for Foreign Affairs	0	0	0	0	1	1	0	0	0	0	1	1	0	0	0.0	0	1	1	0	0	0
Minister for Trade	0	0	0	0	2	2	0	0	0	0	2	2	0	0	0.0	0	2	2	0	0	0
Parliamentary Secretary (Foreign Affairs)	0	0	0	0	0	0	0	0	0	0	0	0	0	0	0.0	0	0	0	0	0	0
Parliamentary Secretary (Trade)	0	0	0	0	0	0	0	0	0	0	0	0	0	0	0.0	0	0	0	0	0	0

Request Numbers

Appendix A: Request Numbers — [P = Personal, O = Other, T = Total] (continued)

AGENCY	On Hand 1st July			Requests Received from Applicant			Requests on Transfer			Total Requests Received			% Share of Total of All Agencies' Requests Received			Requests Finalised			On Hand 30th June		
	P	O	T	P	O	T	P	O	T	P	O	T	P	O	T	P	O	T	P	O	T
HEALTH AND AGEING																					
Acute Care Advisory Committee	0	0	0	0	0	0	0	0	0	0	0	0	0	0	0.0	0	0	0	0	0	0
Aged Care Commissioner of Complaints	0	0	0	0	0	0	0	0	0	0	0	0	0	0	0.0	0	0	0	0	0	0
Aged Care Planning Advisory Committees	0	0	0	0	0	0	0	0	0	0	0	0	0	0	0.0	0	0	0	0	0	0
Australian Community Pharmacy Authority	0	0	0	1	1	2	0	0	0	1	1	2	0	0	0.0	1	0	1	0	1	1
Australian Drug Evaluation Committee	0	0	0	0	0	0	0	0	0	0	0	0	0	0	0.0	0	0	0	0	0	0
Australian Institute of Health and Welfare	0	0	0	0	0	0	0	0	0	0	0	0	0	0	0.0	0	0	0	0	0	0
Australian Radiation Protection and Nuclear Safety Agency	0	0	0	0	0	0	0	0	0	0	0	0	0	0	0.0	0	0	0	0	0	0
Complementary Medicines Evaluation Committee	0	0	0	0	0	0	0	0	0	0	0	0	0	0	0.0	0	0	0	0	0	0
Department of Health and Ageing	0	32	32	13	118	131	0	1	1	13	119	132	0	2	0.3	12	124	136	1	27	28

Request Numbers

Appendix A: Request Numbers — [P = Personal, O = Other, T = Total] (continued)

AGENCY	On Hand 1st July			Requests Received from Applicant			Requests on Transfer			Total Requests Received			% Share of Total of All Agencies' Requests Received			Requests Finalised			On Hand 30th June		
	P	O	T	P	O	T	P	O	T	P	O	T	P	O	T	P	O	T	P	O	T
Food Standards Australia New Zealand	0	1	1	0	2	2	0	0	0	0	2	2	0	0	0.0	0	3	3	0	0	0
Gene Technology Regulator	0	0	0	0	1	1	0	0	0	0	1	1	0	0	0.0	0	1	1	0	0	0
General Practice Recognition Appeal Committee	0	0	0	0	0	0	0	0	0	0	0	0	0	0	0.0	0	0	0	0	0	0
General Practice Recognition Eligibility Committee	0	0	0	0	0	0	0	0	0	0	0	0	0	0	0.0	0	0	0	0	0	0
Medical Benefits (Dental Practitioners) Advisory Committee	0	0	0	0	0	0	0	0	0	0	0	0	0	0	0.0	0	0	0	0	0	0
Medical Benefits (Dental Practitioners) Appeal Committee	0	0	0	0	0	0	0	0	0	0	0	0	0	0	0.0	0	0	0	0	0	0
Medical Device Evaluation Committee	0	0	0	0	0	0	0	0	0	0	0	0	0	0	0.0	0	0	0	0	0	0
Medical Training Review Panel	0	0	0	0	0	0	0	0	0	0	0	0	0	0	0.0	0	0	0	0	0	0
Medicare Australia	1	0	1	19	0	19	0	0	0	19	0	19	0	0	0.0	19	0	19	1	0	1
Medicare Benefits Advisory Committee	0	0	0	0	0	0	0	0	0	0	0	0	0	0	0.0	0	0	0	0	0	0

Request Numbers

Appendix A: Request Numbers — [P = Personal, O = Other, T = Total] (continued)

AGENCY	On Hand 1st July			Requests Received from Applicant			Requests on Transfer			Total Requests Received			% Share of Total of All Agencies' Requests Received			Requests Finalised			On Hand 30th June		
	P	O	T	P	O	T	P	O	T	P	O	T	P	O	T	P	O	T	P	O	T
Medicare Participation Review Committees	0	0	0	0	0	0	0	0	0	0	0	0	0	0	0	0	0	0	0	0	0
Medicines Evaluation Committee	0	0	0	0	0	0	0	0	0	0	0	0	0	0	0.0	0	0	0	0	0	0
Minister for Ageing	0	0	0	0	0	0	0	0	0	0	0	0	0	0	0.0	0	0	0	0	0	0
Minister for Health and Ageing	0	0	0	0	0	0	0	0	0	0	0	0	0	0	0.0	0	0	0	0	0	0
National Blood Authority	0	0	0	0	5	5	0	0	0	0	5	5	0	0	0.0	0	4	4	0	1	1
National Drugs and Poisons Schedule Committee	0	0	0	0	0	0	0	0	0	0	0	0	0	0	0.0	0	0	0	0	0	0
National Health and Medical Research Council	0	0	0	0	5	5	0	0	0	0	5	5	0	0	0.0	0	4	4	0	1	1
National Industrial Chemicals Notification & Assessment Scheme	0	0	0	0	0	0	0	0	0	0	0	0	0	0	0.0	0	0	0	0	0	0
National Pathology Accreditation Advisory Council	0	0	0	0	0	0	0	0	0	0	0	0	0	0	0.0	0	0	0	0	0	0
Overseas Specialist Advisory Committees - All States/Territories	0	0	0	0	0	0	0	0	0	0	0	0	0	0	0.0	0	0	0	0	0	0
Parliamentary Secretary to the Minister for Health and Ageing	0	0	0	0	0	0	0	0	0	0	0	0	0	0	0.0	0	0	0	0	0	0

Request Numbers

Appendix A: Request Numbers — [P = Personal, O = Other, T = Total] (continued)

AGENCY	On Hand 1st July			Requests Received from Applicant			Requests on Transfer			Total Requests Received			% Share of Total of All Agencies' Requests Received			Requests Finalised			On Hand 30th June		
	P	O	T	P	O	T	P	O	T	P	O	T	P	O	T	P	O	T	P	O	T
Pathology Services Table Committee	0	0	0	0	0	0	0	0	0	0	0	0	0	0	0.0	0	0	0	0	0	0
Pharmaceutical Benefits Advisory Committee	0	0	0	0	0	0	0	0	0	0	0	0	0	0	0.0	0	0	0	0	0	0
Pharmaceutical Benefits Remuneration Tribunal	0	0	0	0	0	0	0	0	0	0	0	0	0	0	0.0	0	0	0	0	0	0
Pharmaceutical Services Committees of Inquiry	0	0	0	0	0	0	0	0	0	0	0	0	0	0	0.0	0	0	0	0	0	0
Private Health Insurance Administration Council	0	0	0	0	0	0	0	0	0	0	0	0	0	0	0.0	0	0	0	0	0	0
Private Health Insurance Ombudsman	0	0	0	0	0	0	0	0	0	0	0	0	0	0	0.0	0	0	0	0	0	0
Professional Services Review Scheme	1	1	2	1	1	2	0	0	0	1	1	2	0	0	0.0	2	2	4	0	0	0
Registration Committee	0	0	0	0	0	0	0	0	0	0	0	0	0	0	0.0	0	0	0	0	0	0
Specialist Recognition Advisory Committees	0	0	0	0	0	0	0	0	0	0	0	0	0	0	0.0	0	0	0	0	0	0
Specialist Recognition Appeal Committees	0	0	0	0	0	0	0	0	0	0	0	0	0	0	0.0	0	0	0	0	0	0
Therapeutic Goods Advertising Codes Council	0	0	0	0	0	0	0	0	0	0	0	0	0	0	0.0	0	0	0	0	0	0

Request Numbers

Appendix A: Request Numbers — [P = Personal, O = Other, T = Total] (continued)

AGENCY	On Hand 1st July			Requests Received from Applicant			Requests on Transfer			Total Requests Received			% Share of Total of All Agencies' Requests Received			Requests Finalised			On Hand 30th June		
	P	O	T	P	O	T	P	O	T	P	O	T	P	O	T	P	O	T	P	O	T
Therapeutic Goods Committee	0	0	0	0	0	0	0	0	0	0	0	0	0	0	0.0	0	0	0	0	0	0
Therapeutic Goods Complaints Resolution Panel	0	0	0	0	0	0	0	0	0	0	0	0	0	0	0.0	0	0	0	0	0	0
HUMAN SERVICES																					
Australian Hearing	0	0	0	0	0	0	0	0	0	0	0	0	0	0	0.0	0	0	0	0	0	0
Centrelink	584	4	588	13785	15	13800	16	1	17	13801	16	13817	39	0	33.3	14008	20	14028	377	0	377
Department of Human Services	67	0	67	327	13	340	2	0	2	329	13	342	1	0	0.8	317	9	326	79	4	83
Minister for Human Services	0	0	0	1	0	1	0	0	0	1	0	1	0	0	0.0	1	0	1	0	0	0
IMMIGRATION AND MULTICULTURAL AFFAIRS																					
Aboriginal and Torres Strait Islander Commission	0	0	0	0	0	0	0	0	0	0	0	0	0	0	0.0	0	0	0	0	0	0
Minister for Citizenship and Multicultural Affairs	0	0	0	0	0	0	0	0	0	0	0	0	0	0	0.0	0	0	0	0	0	0

Request Numbers

Appendix A: Request Numbers — [P = Personal, O = Other, T = Total] (continued)

AGENCY	On Hand 1st July			Requests Received from Applicant			Requests on Transfer			Total Requests Received			% Share of Total of All Agencies' Requests Received			Requests Finalised			On Hand 30th June		
	P	O	T	P	O	T	P	O	T	P	O	T	P	O	T	P	O	T	P	O	T
Aboriginals Benefit Account Advisory Committee	0	0	0	0	0	0	0	0	0	0	0	0	0	0	0.0	0	0	0	0	0	0
Australian Institute of Aboriginal and Torres Strait Islander Studies	0	0	0	0	0	0	0	0	0	0	0	0	0	0	0.0	0	0	0	0	0	0
Department of Immigration and Multicultural Affairs	2065	288	2353	10545	3877	14422	190	15	205	10735	3892	14627	31	61	35.3	11204	2701	13905	1596	1479	3075
Indigenous Business Australia	0	0	0	1	0	1	0	0	0	1	0	1	0	0	0.0	1	0	1	0	0	0
Indigenous Land Corporation	0	0	0	0	0	0	0	0	0	0	0	0	0	0	0.0	0	0	0	0	0	0
Migration Review Tribunal	6	0	6	233	0	233	33	0	33	266	0	266	1	0	0.6	253	0	253	19	0	19
Minister for Immigration and Multicultural Affairs	0	0	0	0	0	0	0	0	0	0	0	0	0	0	0.0	0	0	0	0	0	0
Parliamentary Secretary to Min. for Immig and Multicultural Affairs	0	0	0	0	0	0	0	0	0	0	0	0	0	0	0.0	0	0	0	0	0	0
Refugee Review Tribunal	18	0	18	464	0	464	84	0	84	548	0	548	2	0	1.3	543	0	543	23	0	23
Registrar of Aboriginal Corporations	0	1	1	0	8	8	0	0	0	0	8	8	0	0	0.0	0	9	9	0	0	0
Torres Strait Regional Authority	0	0	0	0	0	0	0	0	0	0	0	0	0	0	0.0	0	0	0	0	0	0

Request Numbers

Appendix A: Request Numbers — [P = Personal, O = Other, T = Total] (continued)

AGENCY	On Hand 1st July			Requests Received from Applicant			Requests on Transfer			Total Requests Received			% Share of Total of All Agencies' Requests Received			Requests Finalised			On Hand 30th June		
	P	O	T	P	O	T	P	O	T	P	O	T	P	O	T	P	O	T	P	O	T
INDUSTRY, TOURISM AND RESOURCES																					
Department of Industry, Tourism and Resources	0	6	6	3	22	25	0	0	0	3	22	25	0	0	0.1	3	21	24	0	7	7
Designs Office	0	0	0	0	0	0	0	0	0	0	0	0	0	0	0.0	0	0	0	0	0	0
Minister for Industry, Tourism and Resources	0	0	0	0	0	0	0	0	0	0	0	0	0	0	0.0	0	0	0	0	0	0
Minister for Small Business and Tourism	0	0	0	0	0	0	0	0	0	0	0	0	0	0	0.0	0	0	0	0	0	0
Offshore Minerals Joint Authority	0	0	0	0	0	0	0	0	0	0	0	0	0	0	0.0	0	0	0	0	0	0
Parliamentary Secretary to the Min. for Industry, Tourism & Resources	0	0	0	0	0	0	0	0	0	0	0	0	0	0	0.0	0	0	0	0	0	0
Patent and Trade Marks Attorneys Disciplinary Tribunal	0	0	0	0	0	0	0	0	0	0	0	0	0	0	0.0	0	0	0	0	0	0
Patent Office	0	0	0	0	1	1	0	0	0	0	1	1	0	0	0.0	0	1	1	0	0	0
Professional Standards Board for Patent and Trade Marks Attorneys	0	0	0	0	0	0	0	0	0	0	0	0	0	0	0.0	0	0	0	0	0	0
Tourism Australia	0	0	0	1	0	1	0	0	0	1	0	1	0	0	0.0	1	0	1	0	0	0

Request Numbers

Appendix A: Request Numbers — [P = Personal, O = Other, T = Total] (continued)

AGENCY	On Hand 1st July			Requests Received from Applicant			Requests on Transfer			Total Requests Received			% Share of Total of All Agencies' Requests Received			Requests Finalised			On Hand 30th June		
	P	O	T	P	O	T	P	O	T	P	O	T	P	O	T	P	O	T	P	O	T
Trade Marks Office	0	136	136	0	685	685	0	0	0	0	685	685	0	11	1.7	0	752	752	0	69	69
ENVIRONMENT AND HERITAGE																					
Bureau of Meteorology	0	0	0	0	1	1	0	2	2	0	3	3	0	0	0.0	0	3	3	0	0	0
Department of the Environment and Heritage	4	7	11	0	35	35	0	0	0	0	35	35	0	1	0.1	0	28	28	4	14	18
Director Of National Parks	0	0	0	0	0	0	0	0	0	0	0	0	0	0	0.0	0	0	0	0	0	0
Great Barrier Reef Marine Park Authority	0	2	2	0	3	3	0	1	1	0	4	4	0	0	0.0	0	5	5	0	1	1
Minister for the Environment and Heritage	0	0	0	0	0	0	0	0	0	0	0	0	0	0	0.0	0	0	0	0	0	0
NEPC Service Corporation	0	0	0	0	0	0	0	0	0	0	0	0	0	0	0.0	0	0	0	0	0	0
Office of the Renewable Energy Regulator	0	0	0	0	0	0	0	0	0	0	0	0	0	0	0.0	0	0	0	0	0	0
Parliamentary Secretary to the Minister for the Environment & Heritage	0	0	0	0	0	0	0	0	0	0	0	0	0	0	0.0	0	0	0	0	0	0

Request Numbers

Appendix A: Request Numbers — [P = Personal, O = Other, T = Total] (continued)

AGENCY	On Hand 1st July			Requests Received from Applicant			Requests on Transfer			Total Requests Received			% Share of Total of All Agencies' Requests Received			Requests Finalised			On Hand 30th June		
	P	O	T	P	O	T	P	O	T	P	O	T	P	O	T	P	O	T	P	O	T
Sydney Harbour Federation Trust	0	0	0	0	0	0	0	0	0	0	0	0	0	0	0.0	0	0	0	0	0	0
PRIME MINISTER AND CABINET																					
Australian Public Service Commission	1	0	1	0	0	0	0	0	0	0	0	0	0	0	0.0	1	0	1	0	0	0
Commonwealth Ombudsman	1	0	1	22	2	24	0	0	0	22	2	24	0	0	0.1	22	2	24	1	0	1
Department of the Prime Minister and Cabinet	2	15	17	2	53	55	0	5	5	2	58	60	0	1	0.1	2	66	68	2	7	9
Merit Protection Commissioner	2	0	2	1	0	1	0	0	0	1	0	1	0	0	0.0	3	0	3	0	0	0
Official Secretary to the Governor-General	0	0	0	1	1	2	0	0	0	1	1	2	0	0	0.0	1	1	2	0	0	0
Parliamentary Secretary to the Prime Minister	0	0	0	0	0	0	0	0	0	0	0	0	0	0	0.0	0	0	0	0	0	0
Prime Minister	0	2	2	0	0	0	0	0	0	0	0	0	0	0	0.0	0	0	0	0	2	2

Request Numbers

Appendix A: Request Numbers — [P = Personal, O = Other, T = Total] (continued)

AGENCY	On Hand 1st July			Requests Received from Applicant			Requests on Transfer			Total Requests Received			% Share of Total of All Agencies' Requests Received			Requests Finalised			On Hand 30th June		
	P	O	T	P	O	T	P	O	T	P	O	T	P	O	T	P	O	T	P	O	T
TRANSPORT AND REGIONAL SERVICES																					
Airservices Australia	0	5	5	8	10	18	1	0	1	9	10	19	0	0	0.0	9	14	23	0	1	1
Albury-Wodonga Development Corporation	0	0	0	0	0	0	0	0	0	0	0	0	0	0	0.0	0	0	0	0	0	0
Australian Maritime College	0	0	0	0	0	0	0	0	0	0	0	0	0	0	0.0	0	0	0	0	0	0
Australian Maritime Safety Authority	0	3	3	0	15	15	0	1	1	0	16	16	0	0	0.0	0	17	17	0	2	2
Civil Aviation Safety Authority	1	7	8	14	35	49	0	0	0	14	35	49	0	1	0.1	15	32	47	0	10	10
Department of Transport and Regional Services	0	13	13	2	70	72	0	2	2	2	72	74	0	1	0.2	1	75	76	1	10	11
Minister for Local Government, Territories and Roads	0	0	0	0	0	0	0	0	0	0	0	0	0	0	0.0	0	0	0	0	0	0
Minister for Transport and Regional Services	0	0	0	0	0	0	0	0	0	0	0	0	0	0	0.0	0	0	0	0	0	0
National Capital Authority	0	0	0	0	8	8	0	0	0	0	8	8	0	0	0.0	0	5	5	0	3	3

Request Numbers

Appendix A: Request Numbers — [P = Personal, O = Other, T = Total] (continued)

AGENCY	On Hand 1st July			Requests Received from Applicant			Requests on Transfer			Total Requests Received			% Share of Total of All Agencies' Requests Received			Requests Finalised			On Hand 30th June		
	P	O	T	P	O	T	P	O	T	P	O	T	P	O	T	P	O	T	P	O	T
TREASURY																					
Australian Accounting Standards Board	0	0	0	0	0	0	0	0	0	0	0	0	0	0	0.0	0	0	0	0	0	0
Australian Bureau of Statistics	0	0	0	0	2	2	0	0	0	0	2	2	0	0	0.0	0	2	2	0	0	0
Australian Competition and Consumer Commission	0	6	6	0	26	26	0	0	0	0	26	26	0	0	0.1	0	26	26	0	6	6
Australian Competition Tribunal	0	0	0	0	0	0	0	0	0	0	0	0	0	0	0.0	0	0	0	0	0	0
Australian Office of Financial Management	0	0	0	0	0	0	0	0	0	0	0	0	0	0	0.0	0	0	0	0	0	0
Australian Prudential Regulation Authority	0	0	0	1	5	6	0	0	0	1	5	6	0	0	0.0	1	5	6	0	0	0
Australian Securities and Investments Commission	1	9	10	29	56	85	1	1	2	30	57	87	0	1	0.2	25	55	80	6	11	17
Australian Statistics Advisory Council	0	0	0	0	0	0	0	0	0	0	0	0	0	0	0.0	0	0	0	0	0	0
Australian Taxation Office	16	79	95	111	632	743	0	3	3	111	635	746	0	10	1.8	116	647	763	11	67	78
Companies Auditors and Liquidators Disciplinary Board	0	0	0	0	0	0	0	0	0	0	0	0	0	0	0.0	0	0	0	0	0	0

Request Numbers

Appendix A: Request Numbers — [P = Personal, O = Other, T = Total] (continued)

AGENCY	On Hand 1st July			Requests Received from Applicant			Requests on Transfer			Total Requests Received			% Share of Total of All Agencies' Requests Received			Requests Finalised			On Hand 30th June		
	P	O	T	P	O	T	P	O	T	P	O	T	P	O	T	P	O	T	P	O	T
Corporations and Markets Advisory Committee	0	0	0	0	0	0	0	0	0	0	0	0	0	0	0.0	0	0	0	0	0	0
Department of the Treasury	0	12	12	0	35	35	0	3	3	0	38	38	0	1	0.1	0	40	40	0	10	10
Financial Reporting Council	0	0	0	0	0	0	0	0	0	0	0	0	0	0	0.0	0	0	0	0	0	0
Inspector-General of Taxation	0	0	0	0	0	0	0	1	1	0	1	1	0	0	0.0	0	1	1	0	0	0
Minister for Revenue and Assistant Treasurer	0	0	0	0	0	0	0	0	0	0	0	0	0	0	0.0	0	0	0	0	0	0
National Competition Council	0	0	0	0	2	2	0	0	0	0	2	2	0	0	0.0	0	2	2	0	0	0
Parliamentary Secretary to the Treasurer	0	0	0	0	0	0	0	0	0	0	0	0	0	0	0.0	0	0	0	0	0	0
Productivity Commission	0	0	0	0	0	0	0	0	0	0	0	0	0	0	0.0	0	0	0	0	0	0
Reserve Bank of Australia	0	1	1	1	0	1	0	0	0	1	0	1	0	0	0.0	1	1	2	0	0	0
Superannuation Complaints Tribunal	0	0	0	0	0	0	0	0	0	0	0	0	0	0	0.0	0	0	0	0	0	0
Tax Agents' Board (NSW)	0	0	0	0	0	0	0	0	0	0	0	0	0	0	0.0	0	0	0	0	0	0
Tax Agents' Board (QLD)	1	0	1	1	0	1	0	0	0	1	0	1	0	0	0.0	2	0	2	0	0	0

Request Numbers

Appendix A: Request Numbers — [P = Personal, O = Other, T = Total] (continued)

AGENCY	On Hand 1st July			Requests Received from Applicant			Requests on Transfer			Total Requests Received			% Share of Total of All Agencies' Requests Received			Requests Finalised			On Hand 30th June		
	P	O	T	P	O	T	P	O	T	P	O	T	P	O	T	P	O	T	P	O	T
Tax Agents' Board (SA)	0	0	0	0	0	0	0	0	0	0	0	0	0	0	0.0	0	0	0	0	0	0
Tax Agents' Board (TAS)	0	0	0	0	0	0	0	0	0	0	0	0	0	0	0.0	0	0	0	0	0	0
Tax Agents' Board (VIC)	0	0	0	0	0	0	0	0	0	0	0	0	0	0	0.0	0	0	0	0	0	0
Tax Agents' Board (WA)	0	0	0	0	0	0	0	0	0	0	0	0	0	0	0.0	0	0	0	0	0	0
Treasurer	0	2	2	0	2	2	0	0	0	0	2	2	0	0	0.0	0	4	4	0	0	0
VETERANS' AFFAIRS																					
Australian War Memorial	0	0	0	0	0	0	0	0	0	0	0	0	0	0	0.0	0	0	0	0	0	0
Department of Veterans' Affairs	491	2	493	8322	7	8329	1	0	1	8323	7	8330	24	0	20.1	8476	8	8484	338	1	339
Military Rehabilitation and Compensation Commission	0	0	0	0	0	0	0	0	0	0	0	0	0	0	0.0	0	0	0	0	0	0
Minister for Veterans' Affairs	0	0	0	0	0	0	0	0	0	0	0	0	0	0	0.0	0	0	0	0	0	0
Office of Australian War Graves	0	0	0	0	0	0	0	0	0	0	0	0	0	0	0.0	0	0	0	0	0	0

Request Numbers

Appendix A: Request Numbers — [P = Personal, O = Other, T = Total] (continued)

AGENCY	On Hand 1st July			Requests Received from Applicant			Requests on Transfer			Total Requests Received			% Share of Total of All Agencies' Requests Received			Requests Finalised			On Hand 30th June		
	P	O	T	P	O	T	P	O	T	P	O	T	P	O	T	P	O	T	P	O	T
Repatriation Commission	0	0	0	0	0	0	0	0	0	0	0	0	0	0	0	0	0	0	0	0	0
Repatriation Medical Authority	0	0	0	0	0	0	0	0	0	0	0	0	0	0	0.0	0	0	0	0	0	0
Special Medical Review Council	0	0	0	0	0	0	0	0	0	0	0	0	0	0	0.0	0	0	0	0	0	0
Veterans' Review Board	0	0	0	1	0	1	0	0	0	1	0	1	0	0	0.0	1	0	1	0	0	0
TOTAL	3345	742	4087	34713	6292	41005	353	72	425	35066	6364	41430	100	100	100	35854	5250	41104	2557	1856	4413

Action on Request

Appendix B: Action on request — [P = Personal, O = Other, T = Total]

AGENCY	Granted in Full			% of Total	Granted in Part			% of Total	Access Refused			% of Total	Transferred in Whole			Withdrawn			Total Determined		
	P	O	T		P	O	T		P	O	T		P	O	T	P	O	T	P	O	T
AGRICULTURE, FISHERIES AND FORESTRY																					
Australian Fisheries Management Authority	0	0	0	0	0	0	0	0	1	0	1	100	0	0	0	0	0	0	1	0	1
Australian Pesticides and Veterinary Medicines Authority	0	0	0	0	0	13	13	100	0	0	0	0	0	0	0	0	2	2	0	13	13
Department of Agriculture, Fisheries and Forestry	1	6	7	43.8	0	2	2	12.5	0	7	7	43.8	0	1	1	0	9	9	1	15	16
Wheat Export Authority	0	0	0	0	0	0	0	0	0	1	1	100	0	0	0	0	0	0	0	1	1
ATTORNEY-GENERAL'S																					
Administrative Appeals Tribunal	2	0	2	40	2	0	2	40	1	0	1	20	0	0	0	0	0	0	5	0	5
Attorney-General's Department	8	9	17	25.8	14	12	26	39.4	14	9	23	34.9	3	1	4	3	10	13	36	30	66
Australian Crime Commission	0	0	0	0	1	3	4	33.3	0	8	8	66.7	0	0	0	0	0	0	1	11	12
Australian Customs Service	3	7	10	27	11	10	21	56.8	3	3	6	16.2	0	1	1	1	3	4	17	20	37
Australian Federal Police	12	15	27	18.4	55	18	73	49.7	24	23	47	32	1	2	3	15	8	23	91	56	147

Action on Request

Appendix B: Action on request — [P = Personal, O = Other, T = Total]

AGENCY	Granted in Full			% of Total	Granted in Part			% of Total	Access Refused			% of Total	Transferred in Whole			Withdrawn			Total Determined		
	P	O	T		P	O	T		P	O	T		P	O	T	P	O	T	P	O	T
Australian Transaction Reports and Analysis Centre (AUSTRAC)	24	0	24	51.1	4	0	4	8.51	19	0	19	40.4	3	0	3	2	0	2	47	0	47
CrimTrac	3	1	4	100	0	0	0	0	0	0	0	0	0	0	0	0	0	0	3	1	4
Director of Public Prosecutions	0	0	0	0	0	0	0	0	1	0	1	100	0	0	0	0	0	0	1	0	1
Family Court of Australia	0	0	0	0	1	0	1	100	0	0	0	0	0	0	0	0	0	0	1	0	1
Federal Court of Australia	1	0	1	100	0	0	0	0	0	0	0	0	0	0	0	0	0	0	1	0	1
High Court of Australia	0	1	1	50	0	1	1	50	0	0	0	0	0	0	0	0	0	0	0	2	2
Human Rights and Equal Opportunity Commission	7	0	7	58.3	4	0	4	33.3	1	0	1	8.33	0	0	0	1	0	1	12	0	12
Insolvency and Trustee Service Australia	2	0	2	33.3	3	1	4	66.7	0	0	0	0	0	0	0	0	0	0	5	1	6
National Native Title Tribunal	0	0	0	0	0	1	1	100	0	0	0	0	0	0	0	0	0	0	0	1	1
Office of the Federal Privacy Commissioner	0	0	0	0	3	0	3	50	1	2	3	50	0	0	0	0	0	0	4	2	6
COMMUNICATIONS, INFORMATION TECHNOLOGY AND THE ARTS																					
Australia Council for the Arts	0	0	0	0	1	0	1	100	0	0	0	0	0	0	0	0	0	0	1	0	1

Action on Request

Appendix B: Action on request — [P = Personal, O = Other, T = Total]

AGENCY	Granted in Full			% of Total	Granted in Part			% of Total	Access Refused			% of Total	Transferred in Whole			Withdrawn			Total Determined		
	P	O	T		P	O	T		P	O	T		P	O	T	P	O	T	P	O	T
Department of Defence	46	9	55	38.2	49	18	67	46.5	14	8	22	15.3	0	0	0	9	14	23	109	35	144
Military Superannuation and Benefits Board of Trustees No.1	52	0	52	94.6	2	0	2	3.64	1	0	1	1.82	0	0	0	1	0	1	55	0	55
EDUCATION, SCIENCE AND TRAINING																					
Australian National University	1	0	1	50	1	0	1	50	0	0	0	0	0	0	0	0	0	0	2	0	2
Australian Nuclear Science and Technology Organisation	0	0	0	0	0	1	1	100	0	0	0	0	0	0	0	0	0	0	0	1	1
Australian Research Council	0	4	4	50	0	4	4	50	0	0	0	0	0	0	0	0	0	0	0	8	8
Commonwealth Scientific and Industrial Research Organisation (CSIRO)	1	8	9	60	0	3	3	20	0	3	3	20	0	0	0	0	0	0	1	14	15
Department of Education, Science and Training	0	5	5	20	1	12	13	52	1	6	7	28	0	2	2	0	1	1	2	23	25
EMPLOYMENT AND WORKPLACE RELATIONS																					
Comcare	4	0	4	36.4	1	2	3	27.3	4	0	4	36.4	0	0	0	0	0	0	9	2	11

Action on Request

Appendix B: Action on request — [P = Personal, O = Other, T = Total]

AGENCY	Granted in Full			% of Total	Granted in Part			% of Total	Access Refused			% of Total	Transferred in Whole			Withdrawn			Total Determined		
	P	O	T		P	O	T		P	O	T		P	O	T	P	O	T	P	O	T
Department of Employment and Workplace Relations	23	3	26	56.5	8	9	17	37	2	1	3	6.52	0	3	3	6	15	21	33	13	46
Office of the Employment Advocate	0	0	0	0	0	2	2	100	0	0	0	0	0	0	0	0	0	0	0	2	2
Office of Workplace Services	0	0	0	0	0	0	0	0	1	0	1	100	0	0	0	0	0	0	1	0	1
FAMILIES, COMMUNITY SERVICES AND INDIGENOUS AFFAIRS																					
Department of Families, Community Services and Indigenous Affairs	0	3	3	37.5	0	0	0	0	1	4	5	62.5	1	2	3	0	3	3	1	7	8
FINANCE AND ADMINISTRATION																					
Australian Electoral Commission	3	0	3	75	1	0	1	25	0	0	0	0	0	0	0	0	1	1	4	0	4
CSS Board	32	0	32	97	0	0	0	0	1	0	1	3.03	0	0	0	0	0	0	33	0	33
Department of Finance and Administration	0	6	6	42.9	0	6	6	42.9	0	2	2	14.3	0	3	3	0	17	17	0	14	14
PSS Board	44	0	44	86.3	5	0	5	9.8	2	0	2	3.92	1	0	1	0	0	0	51	0	51

Action on Request

Appendix B: Action on request — [P = Personal, O = Other, T = Total]

AGENCY	Granted in Full			% of Total	Granted in Part			% of Total	Access Refused			% of Total	Transferred in Whole			Withdrawn			Total Determined		
	P	O	T		P	O	T		P	O	T		P	O	T	P	O	T	P	O	T
Minister for Finance and Administration	0	0	0	0	0	0	0	0	0	0	0	0	0	1	1	0	0	0	0	0	0
Special Minister of State	0	0	0	0	0	0	0	0	0	0	0	0	0	1	1	0	0	0	0	0	0
Parliamentary Secretary to the Minister for Finance and Administration	0	0	0	0	0	0	0	0	0	0	0	0	0	2	2	0	0	0	0	0	0
FOREIGN AFFAIRS AND TRADE																					
Australian Centre for International Agricultural Research	0	1	1	100	0	0	0	0	0	0	0	0	0	0	0	0	0	0	0	1	1
Australian Trade Commission (Austrade)	0	0	0	0	1	1	2	33.3	0	4	4	66.7	0	0	0	0	1	1	1	5	6
Department of Foreign Affairs and Trade	7	11	18	19.2	29	21	50	53.2	9	17	26	27.7	1	4	5	2	9	11	45	49	94
Minister for Foreign Affairs	0	0	0	0	0	0	0	0	0	0	0	0	0	1	1	0	0	0	0	0	0
Minister for Trade	0	0	0	0	0	0	0	0	0	0	0	0	0	2	2	0	0	0	0	0	0

Action on Request

Appendix B: Action on request — [P = Personal, O = Other, T = Total]

AGENCY	Granted in Full			% of Total	Granted in Part			% of Total	Access Refused			% of Total	Transferred in Whole			Withdrawn			Total Determined		
	P	O	T		P	O	T		P	O	T		P	O	T	P	O	T	P	O	T
HEALTH AND AGEING																					
Australian Community Pharmacy Authority	0	0	0	0	1	0	1	100	0	0	0	0	0	0	0	0	0	0	1	0	1
Department of Health and Ageing	2	19	21	21.4	4	41	45	45.9	3	29	32	32.7	0	0	0	3	35	38	9	89	98
Food Standards Australia New Zealand	0	1	1	50	0	1	1	50	0	0	0	0	0	0	0	1	1	0	2	2	
Gene Technology Regulator	0	0	0	0	0	0	0	0	0	1	1	100	0	0	0	0	0	0	0	1	1
Medicare Australia	0	0	0	0	15	0	15	79	4	0	4	21.1	0	0	0	0	0	0	19	0	19
National Blood Authority	0	0	0	0	0	3	3	75	0	1	1	25	0	0	0	0	0	0	0	4	4
National Health and Medical Research Council	0	1	1	50	0	1	1	50	0	0	0	0	0	0	0	2	2	0	2	2	
Professional Services Review Scheme	0	0	0	0	2	2	4	100	0	0	0	0	0	0	0	0	0	2	2	4	
HUMAN SERVICES																					
Centrelink	10492	6	10498	76.6	1926	5	1931	14.1	1271	6	1277	9.32	0	0	0	319	3	322	13689	17	13706
Department of Human Services	56	2	58	19.7	216	2	218	74.2	17	1	18	6.12	1	4	5	27	0	27	289	5	294

Action on Request

Appendix B: Action on request — [P = Personal, O = Other, T = Total]

AGENCY	Granted in Full			% of Total	Granted in Part			% of Total	Access Refused			% of Total	Transferred in Whole			Withdrawn			Total Determined		
	P	O	T		P	O	T		P	O	T		P	O	T	P	O	T	P	O	T
Minister for Human Services	0	0	0	0	0	0	0	0	1	0	1	100	0	0	0	0	0	0	1	0	1
IMMIGRATION AND MULTICULTURAL AFFAIRS																					
Department of Immigration and Multicultural Affairs	8380	1534	9914	75.3	1872	848	2720	20.7	322	219	541	4.11	3	4	7	627	96	723	10574	2601	13175
Indigenous Business Australia	0	0	0	0	1	0	1	100	0	0	0	0	0	0	0	0	0	0	1	0	1
Migration Review Tribunal	124	0	124	53.9	100	0	100	43.5	6	0	6	2.61	4	0	4	19	0	19	230	0	230
Refugee Review Tribunal	267	0	267	59.9	175	0	175	39.2	4	0	4	0.9	83	0	83	14	0	14	446	0	446
Registrar of Aboriginal Corporations	0	2	2	50	0	0	0	0	0	2	2	50	0	0	0	0	5	5	0	4	4
INDUSTRY, TOURISM AND RESOURCES																					
Department of Industry, Tourism and Resources	1	5	6	33.3	1	8	9	50	0	3	3	16.7	0	0	0	1	5	6	2	16	18
Patent Office	0	1	1	100	0	0	0	0	0	0	0	0	0	0	0	0	0	0	0	1	1
Tourism Australia	1	0	1	100	0	0	0	0	0	0	0	0	0	0	0	0	0	0	1	0	1
Trade Marks Office	0	594	594	83	0	122	122	17	0	0	0	0	0	0	0	0	36	36	0	716	716

Action on Request

Appendix B: Action on request — [P = Personal, O = Other, T = Total]

AGENCY	Granted in Full			% of Total	Granted in Part			% of Total	Access Refused			% of Total	Transferred in Whole			Withdrawn			Total Determined			
	P	O	T		P	O	T		P	O	T		P	O	T	P	O	T	P	O	T	
ENVIRONMENT AND HERITAGE																						
Bureau of Meteorology	0	2	2	100	0	0	0	0	0	0	0	0	0	0	0	0	0	1	1	0	2	2
Department of the Environment and Heritage	0	6	6	31.6	0	6	6	31.6	0	7	7	36.8	0	1	1	0	0	8	8	0	19	19
Great Barrier Reef Marine Park Authority	0	1	1	25	0	3	3	75	0	0	0	0	0	0	0	0	0	1	1	0	4	4
PRIME MINISTER AND CABINET																						
Australian Public Service Commission	1	0	1	100	0	0	0	0	0	0	0	0	0	0	0	0	0	0	0	1	0	1
Commonwealth Ombudsman	5	0	5	22.7	16	0	16	72.7	0	1	1	4.55	1	1	2	0	0	0	0	21	1	22
Department of the Prime Minister and Cabinet	2	6	8	26.7	0	13	13	43.3	0	9	9	30	0	3	3	0	35	35	2	28	30	
Merit Protection Commissioner	1	0	1	50	1	0	1	50	0	0	0	0	0	0	0	1	0	1	2	0	2	
Official Secretary to the Governor-General	0	0	0	0	1	1	2	100	0	0	0	0	0	0	0	0	0	0	0	1	1	2

Action on Request

Appendix B: Action on request — [P = Personal, O = Other, T = Total]

AGENCY	Granted in Full			% of Total	Granted in Part			% of Total	Access Refused			% of Total	Transferred in Whole			Withdrawn			Total Determined		
	P	O	T		P	O	T		P	O	T		P	O	T	P	O	T	P	O	T
TRANSPORT AND REGIONAL SERVICES																					
Airservices Australia	0	0	0	0	3	7	10	71.4	3	1	4	28.6	0	0	0	3	6	9	6	8	14
Australian Maritime Safety Authority	0	2	2	20	0	8	8	80	0	0	0	0	0	0	0	0	7	7	0	10	10
Civil Aviation Safety Authority	10	17	27	61.4	4	8	12	27.3	1	4	5	11.4	0	0	0	0	3	3	15	29	44
Department of Transport and Regional Services	0	10	10	26.3	1	19	20	52.6	0	8	8	21.1	0	1	1	0	37	37	1	37	38
National Capital Authority	0	2	2	40	0	2	2	40	0	1	1	20	0	0	0	0	0	0	0	5	5
TREASURY																					
Australian Bureau of Statistics	0	2	2	100	0	0	0	0	0	0	0	0	0	0	0	0	0	0	0	2	2
Australian Competition and Consumer Commission	0	0	0	0	0	14	14	77.8	0	4	4	22.2	0	0	0	0	8	8	0	18	18
Australian Prudential Regulation Authority	0	0	0	0	1	5	6	100	0	0	0	0	0	0	0	0	0	0	1	5	6
Australian Securities and Investments Commission	7	13	20	29.9	4	15	19	28.4	10	18	28	41.8	0	0	0	4	9	13	21	46	67
Australian Taxation Office	30	169	199	29.8	51	306	357	53.4	22	91	113	16.9	0	3	3	13	78	91	103	566	669

Action on Request

Appendix B: Action on request — [P = Personal, O = Other, T = Total]

AGENCY	Granted in Full			% of Total	Granted in Part			% of Total	Access Refused			% of Total	Transferred in Whole			Withdrawn			Total Determined		
	P	O	T		P	O	T		P	O	T		P	O	T	P	O	T	P	O	T
Department of the Treasury	0	2	2	10.5	0	11	11	57.9	0	6	6	31.6	0	4	4	0	17	17	0	19	19
Inspector-General of Taxation	0	1	1	100	0	0	0	0	0	0	0	0	0	0	0	0	0	0	0	1	1
National Competition Council	0	2	2	100	0	0	0	0	0	0	0	0	0	0	0	0	0	0	0	2	2
Reserve Bank of Australia	0	0	0	0	0	0	0	0	1	1	2	100	0	0	0	0	0	0	1	1	2
Tax Agents' Board (QLD)	1	0	1	50	1	0	1	50	0	0	0	0	0	0	0	0	0	0	2	0	2
Treasurer	0	0	0	0	0	0	0	0	0	2	2	100	0	0	0	0	2	2	0	2	2
VETERANS' AFFAIRS																					
Department of Veterans' Affairs	8041	3	8044	99	40	1	41	0.5	38	1	39	0.48	221	0	221	136	3	139	8119	5	8124
Veterans' Review Board	1	0	1	100	0	0	0	0	0	0	0	0	0	0	0	0	0	0	1	0	1
TOTAL	27818	2514	30332	100	4669	1629	6298	100	1820	537	2357	100	323	49	372	1224	521	1745	34307	4680	38987

Response Time

Appendix C: Response Time — [P = Personal, O = Other, T = Total]

AGENCY	Requests Determined	0-30 Days			31-60 Days With Consultation			31-60 Days Without Consultation			61-90 Days			Over 90 Days		
		P	O	T	P	O	T	P	O	T	P	O	T	P	O	T
AGRICULTURE, FISHERIES AND FORESTRY																
Australian Fisheries Management Authority	1	0	0	0	1	0	1	0	0	0	0	0	0	0	0	0
Australian Pesticides and Veterinary Medicines Authority	13	0	0	0	0	13	13	0	0	0	0	0	0	0	0	0
Department of Agriculture, Fisheries and Forestry	16	1	11	12	0	3	3	0	0	0	0	1	1	0	0	0
Wheat Export Authority	1	0	0	0	0	1	1	0	0	0	0	0	0	0	0	0
ATTORNEY-GENERAL'S																
Administrative Appeals Tribunal	5	5	0	5	0	0	0	0	0	0	0	0	0	0	0	0
Attorney-General's Department	66	17	15	32	5	3	8	8	4	12	2	5	7	4	3	7
Australian Crime Commission	12	0	8	8	1	2	3	0	0	0	0	1	1	0	0	0
Australian Customs Service	37	6	5	11	1	1	2	5	10	15	2	3	5	3	1	4
Australian Federal Police	147	63	30	93	12	4	16	12	13	25	3	5	8	1	4	5

Response Time

Appendix C: Response Time — [P = Personal, O = Other, T = Total]

AGENCY	Requests Determined	0-30 Days			31-60 Days With Consultation			31-60 Days Without Consultation			61-90 Days			Over 90 Days		
		P	O	T	P	O	T	P	O	T	P	O	T	P	O	T
Australian Transaction Reports and Analysis Centre (AUSTRAC)	47	47	0	47	0	0	0	0	0	0	0	0	0	0	0	0
CrimTrac	4	1	0	1	2	1	3	0	0	0	0	0	0	0	0	0
Director of Public Prosecutions	1	0	0	0	0	0	0	0	0	0	0	0	0	1	0	1
Family Court of Australia	1	0	0	0	1	0	1	0	0	0	0	0	0	0	0	0
Federal Court of Australia	1	1	0	1	0	0	0	0	0	0	0	0	0	0	0	0
High Court of Australia	2	0	1	1	0	0	0	0	0	0	0	0	0	0	1	1
Human Rights and Equal Opportunity Commission	12	8	0	8	1	0	1	2	0	2	1	0	1	0	0	0
Insolvency and Trustee Service Australia	6	3	0	3	2	1	3	0	0	0	0	0	0	0	0	0
National Native Title Tribunal	1	0	1	1	0	0	0	0	0	0	0	0	0	0	0	0
Office of the Federal Privacy Commissioner	6	2	1	3	2	0	2	0	0	0	0	1	1	0	0	0

Response Time

Appendix C: Response Time — [P = Personal, O = Other, T = Total] (continued)

AGENCY	Requests Determined	0-30 Days			31-60 Days with Consultation			31-60 Days without Consultation			61-90 Days			Over 90 Days		
		P	O	T	P	O	T	P	O	T	P	O	T	P	O	T
COMMUNICATIONS, INFORMATION TECHNOLOGY AND THE ARTS																
Australia Council for the Arts	1	0	0	0	0	0	0	1	0	1	0	0	0	0	0	0
Australian Broadcasting Corporation	5	2	3	5	0	0	0	0	0	0	0	0	0	0	0	0
Australian Communications and Media Authority	8	0	5	5	0	2	2	0	0	0	0	0	0	0	1	1
Australian Film, Television and Radio School	1	1	0	1	0	0	0	0	0	0	0	0	0	0	0	0
Australian Postal Corporation	64	38	15	53	10	0	10	0	0	0	0	0	0	1	0	1
Australian Sports Commission	1	0	1	1	0	0	0	0	0	0	0	0	0	0	0	0
Department of Communications, Information Technology and the Arts	10	0	6	6	0	2	2	0	0	0	0	2	2	0	0	0
National Archives of Australia	2	2	0	2	0	0	0	0	0	0	0	0	0	0	0	0
Special Broadcasting Service Corporation	2	1	0	1	0	0	0	0	0	0	0	0	0	0	1	1
Telstra Corporation Limited	109	57	29	86	1	3	4	6	8	14	3	1	4	0	1	1

Response Time

Appendix C: Response Time — [P = Personal, O = Other, T = Total] (continued)

AGENCY	Requests Determined	0-30 Days			31-60 Days with Consultation			31-60 Days without Consultation			61-90 Days			Over 90 Days		
		P	O	T	P	O	T	P	O	T	P	O	T	P	O	T
Department of Education, Science and Training	25	2	8	10	0	8	8	0	0	0	0	7	7	0	0	0
EMPLOYMENT AND WORKPLACE RELATIONS																
Comcare	11	9	1	10	0	1	1	0	0	0	0	0	0	0	0	0
Department of Employment and Workplace Relations	46	22	3	25	11	10	21	0	0	0	0	0	0	0	0	0
Office of the Employment Advocate	2	0	0	0	0	2	2	0	0	0	0	0	0	0	0	0
Office of Workplace Services	1	0	0	0	1	0	1	0	0	0	0	0	0	0	0	0
FAMILIES, COMMUNITY SERVICES AND INDIGENOUS AFFAIRS																
Department of Families, Community Services and Indigenous Affairs	8	0	0	0	0	0	0	1	2	3	0	3	3	0	2	2
FINANCE AND ADMINISTRATION																
Australian Electoral Commission	4	3	0	3	0	0	0	0	0	0	0	0	0	1	0	1

Response Time

Appendix C: Response Time — [P = Personal, O = Other, T = Total] (continued)

AGENCY	Requests Determined	0-30 Days			31-60 Days with Consultation			31-60 Days without Consultation			61-90 Days			Over 90 Days		
		P	O	T	P	O	T	P	O	T	P	O	T	P	O	T
Gene Technology Regulator	1	0	1	1	0	0	0	0	0	0	0	0	0	0	0	0
Medicare Australia	19	13	0	13	6	0	6	0	0	0	0	0	0	0	0	0
National Blood Authority	4	0	0	0	0	0	0	0	0	0	0	4	4	0	0	0
National Health and Medical Research Council	2	0	1	1	0	1	1	0	0	0	0	0	0	0	0	0
Professional Services Review Scheme	4	2	0	2	0	1	1	0	1	1	0	0	0	0	0	0
HUMAN SERVICES																
Centrelink	13706	11901	12	11913	15	0	15	1609	3	1612	111	1	112	53	1	54
Department of Human Services	294	134	5	139	14	0	14	43	0	43	37	0	37	61	0	61
Minister for Human Services	1	0	0	0	0	0	0	1	0	1	0	0	0	0	0	0
IMMIGRATION AND MULTICULTURAL AFFAIRS																
Department of Immigration and Multicultural Affairs	13175	5508	912	6420	712	74	786	585	425	1010	484	405	889	3285	785	4070

Response Time

Appendix C: Response Time — [P = Personal, O = Other, T = Total] (continued)

AGENCY	Requests Determined	0-30 Days			31-60 Days With Consultation			31-60 Days Without Consultation			61-90 Days			Over 90 Days		
		P	O	T	P	O	T	P	O	T	P	O	T	P	O	T
Indigenous Business Australia	1	1	0	1	0	0	0	0	0	0	0	0	0	0	0	0
Migration Review Tribunal	230	159	0	159	21	0	21	26	0	26	19	0	19	5	0	5
Refugee Review Tribunal	446	382	0	382	4	0	4	50	0	50	8	0	8	2	0	2
Registrar of Aboriginal Corporations	4	0	3	3	0	1	1	0	0	0	0	0	0	0	0	0
INDUSTRY, TOURISM AND RESOURCES																
Department of Industry, Tourism and Resources	18	1	7	8	1	7	8	0	1	1	0	1	1	0	0	0
Patent Office	1	0	1	1	0	0	0	0	0	0	0	0	0	0	0	0
Tourism Australia	1	1	0	1	0	0	0	0	0	0	0	0	0	0	0	0
Trade Marks Office	716	0	555	555	0	116	116	0	6	6	0	39	39	0	0	0
ENVIRONMENT AND HERITAGE																
Bureau of Meteorology	2	0	2	2	0	0	0	0	0	0	0	0	0	0	0	0
Department of the Environment and Heritage	19	0	11	11	0	5	5	0	3	3	0	0	0	0	0	0

Response Time

Appendix C: Response Time — [P = Personal, O = Other, T = Total] (continued)

AGENCY	Requests Determined	0-30 Days			31-60 Days With Consultation			31-60 Days Without Consultation			61-90 Days			Over 90 Days		
		P	O	T	P	O	T	P	O	T	P	O	T	P	O	T
Great Barrier Reef Marine Park Authority	4	0	0	0	0	0	0	0	2	2	0	0	0	0	2	2
PRIME MINISTER AND CABINET																
Australian Public Service Commission	1	1	0	1	0	0	0	0	0	0	0	0	0	0	0	0
Commonwealth Ombudsman	22	11	0	11	0	0	0	7	1	8	3	0	3	0	0	0
Department of the Prime Minister and Cabinet	30	1	6	7	0	2	2	1	5	6	0	4	4	0	11	11
Merit Protection Commissioner	2	0	0	0	0	0	0	1	0	1	0	0	0	1	0	1
Official Secretary to the Governor-General	2	1	1	2	0	0	0	0	0	0	0	0	0	0	0	0
TRANSPORT AND REGIONAL SERVICES																
Airservices Australia	14	4	6	10	0	1	1	2	0	2	0	0	0	0	1	1
Australian Maritime Safety Authority	10	0	4	4	0	4	4	0	0	0	0	2	2	0	0	0
Civil Aviation Safety Authority	44	14	24	38	1	4	5	0	1	1	0	0	0	0	0	0

Response Time

Appendix C: Response Time — [P = Personal, O = Other, T = Total] (continued)

AGENCY	Requests Determined	0-30 Days			31-60 Days With Consultation			31-60 Days Without Consultation			61-90 Days			Over 90 Days		
		P	O	T	P	O	T	P	O	T	P	O	T	P	O	T
Tax Agents' Board (QLD)	2	0	0	0	2	0	2	0	0	0	0	0	0	0	0	0
Treasurer	2	0	2	2	0	0	0	0	0	0	0	0	0	0	0	0
VETERANS' AFFAIRS																
Department of Veterans' Affairs	8124	7346	3	7349	239	1	240	475	1	476	47	0	47	12	0	12
Veterans' Review Board	1	1	0	1	0	0	0	0	0	0	0	0	0	0	0	0
TOTAL	38987	26123	2235	28358	1087	352	1439	2893	666	3559	740	559	1299	3464	868	4332

Fees and Charges Notified and Collected

Appendix D: Fees and Charges Notified and Collected — [P = Personal, O = Other, T = Total]

AGENCY	Requests Received	Requests Where Charges Notified			Total Charges Notified (\$)			Total Charges Collected (\$)			Fees Collected Initial Processing (\$)			Internal Review (\$)			Total Fees Collected (\$)		
		P	O	T	P	O	T	P	O	T	P	O	T	P	O	T	P	O	T
AGRICULTURE, FISHERIES AND FORESTRY																			
Australian Fisheries Management Authority	1	1	0	1	0	0	0	0	0	0	30	0	30	0	0	0	30	0	30
Australian Pesticides and Veterinary Medicines Authority	14	0	11	11	0	10285	10285	0	3401	3401	0	360	360	0	120	120	0	480	480
Department of Agriculture, Fisheries and Forestry	24	0	14	14	0	15503	15503	0	1775	1775	0	600	600	0	160	160	0	760	760
Grains Research and Development Corporation	1	0	1	1	0	3074	3074	0	0	0	0	30	30	0	0	0	0	30	30
Wheat Export Authority	3	0	0	0	0	0	0	0	0	0	0	90	90	0	0	0	0	90	90
ATTORNEY-GENERAL'S																			
Administrative Appeals Tribunal	5	1	0	1	145	0	145	0	0	0	30	0	30	0	0	0	30	0	30
Attorney-General's Department	73	7	20	27	565	3518	4083	1608	1488	3096	360	960	1320	40	40	80	400	1000	1400

Fees and Charges Notified and Collected

Appendix D: Fees and Charges Notified and Collected — [P = Personal, O = Other, T = Total]

AGENCY	Requests Received	Requests Where Charges Notified			Total Charges Notified (\$)			Total Charges Collected (\$)			Fees Collected Initial Processing (\$)			Internal Review (\$)			Total Fees Collected (\$)		
		P	O	T	P	O	T	P	O	T	P	O	T	P	O	T	P	O	T
Australian Crime Commission	10	0	0	0	0	0	0	0	0	0	30	120	150	0	80	80	30	200	230
Australian Customs Service	46	8	14	22	1624	6838	8462	350	3356	3706	420	660	1080	120	80	200	540	740	1280
Australian Federal Police	182	50	20	70	25797	3661	29458	6768	2311	9079	1830	960	2790	120	120	240	1950	1080	3030
Australian Transaction Reports and Analysis Centre (AUSTRAC)	53	0	0	0	0	0	0	0	0	0	690	0	690	120	0	120	810	0	810
CrimTrac	3	0	0	0	0	0	0	0	0	0	30	0	30	0	0	0	30	0	30
Family Court of Australia	1	0	0	0	0	0	0	0	0	0	30	0	30	0	0	0	30	0	30
Federal Court of Australia	1	0	0	0	0	0	0	0	0	0	0	0	0	0	0	0	0	0	0
High Court of Australia	3	0	1	1	0	150	150	0	150	150	0	30	30	0	0	0	0	30	30
Human Rights and Equal Opportunity Commission	13	0	0	0	0	0	0	0	0	0	180	0	180	0	0	0	180	0	180
Insolvency and Trustee Service Australia	6	0	1	1	0	300	300	0	300	300	150	30	180	0	0	0	150	30	180
National Native Title Tribunal	1	0	0	0	0	452	452	0	452	452	0	60	60	0	0	0	0	60	60
Office of the Federal Privacy Commissioner	6	0	1	1	0	0	0	0	0	0	90	0	90	0	0	0	90	0	90

Fees and Charges Notified and Collected

Appendix D: Fees and Charges Notified and Collected — [P = Personal, O = Other, T = Total]

AGENCY	Requests Received	Requests Where Charges Notified			Total Charges Notified (\$)			Total Charges Collected (\$)			Fees Collected Initial Processing (\$)			Internal Review (\$)			Total Fees Collected (\$)		
		P	O	T	P	O	T	P	O	T	P	O	T	P	O	T	P	O	T
COMMUNICATIONS, INFORMATION TECHNOLOGY AND THE ARTS																			
Australia Council for the Arts	2	1	0	1	165	0	165	165	0	165	30	0	30	0	0	0	30	0	30
Australian Broadcasting Corporation	5	1	0	1	70	0	70	0	0	0	60	30	90	0	0	0	60	30	90
Australian Communications and Media Authority	12	0	3	3	0	1495	1495	0	0	0	0	270	270	0	0	0	0	270	270
Australian Film, Television and Radio School	1	0	0	0	0	0	0	0	0	0	30	0	30	0	0	0	30	0	30
Australian Postal Corporation	73	0	0	0	0	0	0	0	0	0	570	240	810	0	90	90	570	330	900
Australian Sports Commission	2	0	2	2	0	809	809	0	138	138	0	60	60	0	0	0	0	60	60
Department of Communications, Information Technology and the Arts	15	0	8	8	0	29618	29618	0	260	260	0	390	390	0	0	0	0	390	390
Minister for Communications, Information Technology and the Arts	1	0	0	0	0	0	0	0	0	0	0	30	30	0	0	0	0	30	30

Fees and Charges Notified and Collected

Appendix D: Fees and Charges Notified and Collected — [P = Personal, O = Other, T = Total]

AGENCY	Requests Received	Requests Where Charges Notified			Total Charges Notified (\$)			Total Charges Collected (\$)			Fees Collected Initial Processing (\$)			Internal Review (\$)			Total Fees Collected (\$)		
		P	O	T	P	O	T	P	O	T	P	O	T	P	O	T	P	O	T
EDUCATION, SCIENCE AND TRAINING																			
Australian National University	2	1	0	1	130	0	130	130	0	130	30	0	30	0	0	0	30	0	30
Australian Nuclear Science and Technology Organisation	1	0	0	0	0	0	0	0	0	0	0	30	30	0	0	0	0	30	30
Australian Research Council	8	0	1	1	0	778	778	0	778	778	0	180	180	0	0	0	0	180	180
Commonwealth Scientific and Industrial Research Organisation (CSIRO)	15	0	16120	16120	0	0	0	0	0	0	0	150	150	0	0	0	0	150	150
Department of Education, Science and Training	34	1	6	7	2109	35925	38034	0	1181	1181	30	630	660	0	80	80	30	710	740
EMPLOYMENT AND WORKPLACE RELATIONS																			
Australian Industrial Registry	1	0	0	0	0	0	0	0	0	0	0	30	30	0	0	0	0	30	30
Comcare	10	0	0	0	0	0	0	0	0	0	0	0	0	0	0	0	0	0	0
Department of Employment and Workplace Relations	75	35	32	67	3599	406628	410227	2277	5311	7588	990	960	1950	80	160	240	1070	1120	2190

Fees and Charges Notified and Collected

Appendix D: Fees and Charges Notified and Collected — [P = Personal, O = Other, T = Total]

AGENCY	Requests Received	Requests Where Charges Notified			Total Charges Notified (\$)			Total Charges Collected (\$)			Fees Collected Initial Processing (\$)			Internal Review (\$)			Total Fees Collected (\$)		
		P	O	T	P	O	T	P	O	T	P	O	T	P	O	T	P	O	T
Office of the Employment Advocate	2	0	0	0	0	0	0	0	0	0	0	60	60	0	0	0	0	60	60
Office of Workplace Services	1	0	0	0	0	0	0	0	0	0	0	30	30	0	0	0	0	30	30
The Office of the Australian Building and Construction Commissioner	1	0	0	0	0	2557	2557	0	0	0	0	30	30	0	0	0	0	30	30
ENVIRONMENT AND HERITAGE																			
Bureau of Meteorology	3	0	0	0	0	0	0	0	0	0	0	60	60	0	0	0	0	60	60
Department of the Environment and Heritage	35	0	26	26	0	6033	6033	0	4351	4351	0	780	780	0	120	120	0	900	900
Great Barrier Reef Marine Park Authority	4	0	4	4	0	50691	50691	0	443	443	0	120	120	0	0	0	0	120	120
FAMILY AND COMMUNITY SERVICES																			
Department of Families, Community Services and Indigenous Affairs	32	0	7	7	0	10395	10395	0	2457	2457	0	690	690	0	0	0	0	690	690

Fees and Charges Notified and Collected

Appendix D: Fees and Charges Notified and Collected — [P = Personal, O = Other, T = Total]

AGENCY	Requests Received	Requests Where Charges Notified			Total Charges Notified (\$)			Total Charges Collected (\$)			Fees Collected Initial Processing (\$)			Internal Review (\$)			Total Fees Collected (\$)		
		P	O	T	P	O	T	P	O	T	P	O	T	P	O	T	P	O	T
Australian Trade Commission (Austrade)	8	0	0	0	0	0	0	0	0	0	30	120	150	0	0	0	30	120	150
Department of Foreign Affairs and Trade	107	30	648	678	80	19384	19464	110	6309	6419	420	720	1140	80	280	360	500	1000	1500
Minister for Foreign Affairs	1	0	0	0	0	0	0	0	0	0	0	30	30	0	0	0	0	30	30
Minister for Trade	2	0	0	0	0	0	0	0	0	0	0	30	30	0	0	0	0	30	30
HEALTH AND AGEING																			
Australian Community Pharmacy Authority	2	0	0	0	726	201	927	182	594	776	30	30	60	0	0	0	30	30	60
Department of Health and Ageing	132	7	87	94	1501	168077	169578	309	22463	22772	270	3120	3390	0	320	320	270	3440	3710
Food Standards Australia New Zealand	2	0	0	0	0	0	0	0	0	0	0	0	0	0	0	0	0	0	0
Gene Technology Regulator	1	0	1	1	0	15708	15708	0	0	0	0	30	30	0	0	0	0	30	30
Medicare Australia	19	10	0	10	1116	0	1116	933	0	933	390	0	390	160	0	160	550	0	550
National Blood Authority	5	0	3	3	0	577	577	0	577	577	0	150	150	0	0	0	0	150	150

Fees and Charges Notified and Collected

Appendix D: Fees and Charges Notified and Collected — [P = Personal, O = Other, T = Total]

AGENCY	Requests Received	Requests Where Charges Notified			Total Charges Notified (\$)			Total Charges Collected (\$)			Fees Collected Initial Processing (\$)			Internal Review (\$)			Total Fees Collected (\$)		
		P	O	T	P	O	T	P	O	T	P	O	T	P	O	T	P	O	T
Official Secretary to the Governor-General	2	0	0	0	0	0	0	0	0	0	30	30	60	0	80	80	30	110	140
TRANSPORT AND REGIONAL SERVICES																			
Airservices Australia	19	1	5	6	362	4785	5147	0	1267	1267	30	180	210	0	80	80	30	260	290
Australian Maritime Safety Authority	16	0	10	10	0	57244	57244	0	2798	2798	0	393	393	0	40	40	0	433	433
Civil Aviation Safety Authority	49	0	13	13	80	5160	5240	80	4519	4599	430	790	1220	0	40	40	430	830	1260
Department of Transport and Regional Services	74	1	51	52	2025	82656	84681	0	5619	5619	30	1860	1890	0	280	280	30	2140	2170
National Capital Authority	8	0	3	3	0	4850	4850	0	2537	2537	0	240	240	0	40	40	0	280	280
TREASURY																			
Australian Bureau of Statistics	2	0	0	0	0	0	0	0	0	0	0	60	60	0	0	0	0	60	60
Australian Competition and Consumer Commission	26	0	23	23	0	48204	48204	0	13442	13442	0	720	720	0	280	280	0	1000	1000

Fees and Charges Notified and Collected

Appendix D: Fees and Charges Notified and Collected — [P = Personal, O = Other, T = Total] (continued)

AGENCY	Requests Received	Requests Where Charges Notified			Total Charges Notified (\$)			Total Charges Collected (\$)			Fees Collected Initial Processing (\$)			Internal Review (\$)			Total Fees Collected (\$)		
		P	O	T	P	O	T	P	O	T	P	O	T	P	O	T	P	O	T
Australian Prudential Regulation Authority	6	1	4	5	55	580	635	55	175	230	30	150	180	0	40	40	30	190	220
Australian Securities and Investments Commission	87	10	17	27	8262	5914	14176	1773	4560	6333	870	1590	2460	160	200	360	1030	1790	2820
Australian Taxation Office	746	30	415	445	4709	192663	197372	4109	113608	117717	2160	17175	19335	160	1760	1920	2320	18935	21255
Department of the Treasury	38	0	19	19	0	57213	57213	0	19393	19393	0	1020	1020	0	160	160	0	1180	1180
Inspector-General of Taxation	1	0	0	0	0	0	0	0	0	0	0	0	0	0	0	0	0	0	0
National Competition Council	2	0	0	0	0	0	0	0	0	0	0	80	80	0	0	0	0	80	80
Reserve Bank of Australia	1	0	0	0	0	0	0	0	0	0	0	0	0	0	0	0	0	0	0
Tax Agents' Board (QLD)	1	0	0	0	0	0	0	0	0	0	30	0	30	0	0	0	30	0	30
Treasurer	2	0	1	1	0	33	33	0	0	0	0	60	60	0	0	0	0	60	60

Fees and Charges Notified and Collected

Appendix D: Fees and Charges Notified and Collected — [P = Personal, O = Other, T = Total] (continued)

AGENCY	Requests Received	Requests Where Charges Notified			Total Charges Notified (\$)			Total Charges Collected (\$)			Fees Collected Initial Processing (\$)			Internal Review (\$)			Total Fees Collected (\$)		
		P	O	T	P	O	T	P	O	T	P	O	T	P	O	T	P	O	T
VETERANS' AFFAIRS																			
Department of Veterans' Affairs	8330	173	6	179	10498	4739	15237	11341	142	11483	10830	150	10980	160	0	160	10990	150	11140
Veterans' Review Board	1	0	0	0	0	0	0	0	0	0	0	0	0	0	0	0	0	0	0
TOTAL	41430	429	18401	18830	99703	1601098	1700801	33496	299845	333341	55060	106143	161203	1730	6280	8010	56790	112423	169213

Internal Review - Applications and Results

Appendix E: Internal Review - Applications and Results — [P = Personal, O = Other, T = Total] (continued)

AGENCY	Applications			% of Total Applications	Decisions Affirmed			Access Granted in Full			Partial Access Granted			Access Granted after Deferment			Access Granted in Another Form			Charges Reduced			Withdrawn Without Concession		
	P	O	T		P	O	T	P	O	T	P	O	T	P	O	T	P	O	T	P	O	T	P	O	T
Telstra Corporation Limited	2	7	9	1.84	1	4	5	1	1	2	0	3	3	0	0	0	0	0	0	0	0	0	0	0	0
Trade Marks Office	0	11	11	2.24	0	3	3	0	0	0	0	0	0	0	0	0	0	0	0	0	0	0	0	0	0
TOTAL	249	241	490	100	127	99	226	29	11	40	78	82	160	1	0	1	4	2	6	2	6	8	76	67	143

AAT Review - Applications and Results

Appendix F: AAT Review - Applications and Results* — [P = Personal, O = Other, T = Total] (continued)

AGENCY	Applications			% of Total Applications	Decisions Affirmed			Partial Access Granted			Withdrawn Without Concession			Withdrawn Part Concession			Delay Int. Rev. (ss55(3))			Decided No Jurisdiction			Delay Primary (ss56(1))		
	P	O	T		P	O	T	P	O	T	P	O	T	P	O	T	P	O	T	P	O	T	P	O	T
Department of Veterans' Affairs	1	0	1	1.27	0	0	0	0	0	0	0	0	0	0	0	0	1	1	2	0	2	0	0	0	
Director of Public Prosecutions	0	0	0	0	0	1	1	0	0	0	0	0	0	0	0	0	0	0	0	0	0	0	0	0	
Family Court of Australia	0	0	0	0	0	2	2	0	0	0	0	0	0	0	0	0	0	0	0	0	0	0	0	0	
High Court of Australia	0	1	1	1.27	0	0	0	0	0	0	0	0	0	0	0	0	0	0	0	0	0	0	0	0	
Indigenous Business Australia	0	0	0	0	0	0	0	0	0	0	0	0	0	0	0	0	0	0	0	0	0	0	0	0	
Minister for Industry, Tourism and Resources	0	0	0	0	0	0	0	0	0	0	0	0	0	0	0	0	0	0	0	0	0	0	0	0	
Registrar of Aboriginal Corporations	0	0	0	0	0	0	0	0	0	0	1	1	0	0	0	0	0	0	0	0	0	0	0	0	
Tourism Australia	0	0	0	0	0	0	0	0	0	0	0	0	0	0	0	0	0	0	0	0	0	0	0	0	
TOTAL	49	30	79	100	30	7	37	5	2	7	8	8	16	1	6	7	7	5	12	10	1	11	8	8	16

AAT Review - Applications

Appendix G: AAT Review - Applications*

***Note: This information is supplied by the Administrative Appeals Tribunal**

AGENCY	Total Applications	% of Applications
Centrelink	29.00	20.57
Department of/Minister for Immigration and Multicultural Affairs	25.00	17.73
Child Support Agency	15.00	10.64
Australian Taxation Office	11.00	7.80
Department of Defence	7.00	4.96
Australian Postal Corporation	6.00	4.26
Department of Families, Community Services and Indigenous Affairs	4.00	2.84
Department of Employment and Workplace Relations	3.00	2.13
Department of Health and Ageing	3.00	2.13
Department of Industry, Tourism and Resources	3.00	2.13
Attorney General's Department	2.00	1.42
Australian Customs Service	2.00	1.42
Australian Federal Police	2.00	1.42
Australian Maritime Safety Authority	2.00	1.42
Australian Securities and Investments Commission	2.00	1.42
Civil Aviation Safety Authority	2.00	1.42
Comcare	2.00	1.42
CSIRO	2.00	1.42
Department of Agriculture, Fisheries and Forestry	2.00	1.42
Department of the Prime Minister and Cabinet	2.00	1.42
Department of Transport and Regional Services	2.00	1.42
Professional Services Review Tribunal	2.00	1.42
The Treasury	2.00	1.42
Administrative Appeals Tribunal	1.00	0.71
Australian Research Council	1.00	0.71
Commonwealth Ombudsman	1.00	0.71
Commonwealth Rehabilitation Service	1.00	0.71
CrimTrac	1.00	0.71
Department of Education, Science and Training	1.00	0.71
Department of Foreign Affairs and Trade	1.00	0.71
Migration Agents Registration Authority	1.00	0.71
Telstra Corporation Limited	1.00	0.71
TOTAL	141	100

Amendment of Personal Records - Primary Request Result

Appendix H: Amendment of Personal Records - Primary Request Result

AGENCY	s48 Requests	Primary Requests Granted - Alter	Primary Requests Granted - Notate	Primary Requests Granted - Alter & Notate	Primary Requests Refused
Centrelink	32	4	12	3	15
Commonwealth Ombudsman	1	0	0	0	0
CrimTrac	1	0	0	0	1
Department of Defence	9	5	0	0	2
Department of Foreign Affairs and Trade	1	0	0	0	0
Department of Human Services	2	1	0	0	0
Department of Immigration and Multicultural Affairs	1368	340	193	294	260
TOTAL	1414	350	205	297	278

Note: The number of requests determined (1130) does not correlate with the number of requests made (1414). This is due to requests made but not finalised and/or to reporting difficulties.

Response Time - Amendment of Personal Records - Primary Requests

Appendix I: Response Time - Amendment of Personal Records - Primary Requests

AGENCY	s48 Requests	0-30 Days	31-60 Days	Over 60 Days
Department of Immigration and Multicultural Affairs	1368	235	195	772
Centrelink	32	24	7	3
Department of Defence	9	2	3	4
Department of Human Services	2	2	0	0
Commonwealth Ombudsman	1	0	0	0
CrimTrac	1	1	0	0
Department of Foreign Affairs and Trade	1	1	0	0
Indigenous Business Australia	0	1	0	0
Minister for Industry, Tourism and Resources	0	6	0	0
Tourism Australia	0	1	0	0
TOTAL	1414	273	205	779

Amendment of Personal Records - Internal Review Result

Appendix J: Amendment of Personal Records - Internal Review Result

AGENCY	s48 Requests	Internal Review Requests	Granted - Alter	Granted - Notate	Granted - Alter & Notate	Total Granted	Refused
Centrelink	32	3	0	1	0	1	1
Commonwealth Ombudsman	1	0	0	0	0	0	0
CrimTrac	1	1	0	0	0	0	1
Department of Defence	9	0	1	0	0	1	1
Department of Foreign Affairs and Trade	1	0	0	0	0	0	0
Department of Human Services	2	0	0	0	0	0	0
Department of Immigration and Multicultural Affairs	1368	39	15	2	2	19	16
Indigenous Business Australia	0	1	0	0	0	0	1
TOTAL	1414	44	16	3	2	21	20

Summary of Costs of FOI Reported by Agencies

Appendix L: Summary of All Costs of FOI Reported by Agencies

AGENCY	Requests Received	Staff-Years	Salary Costs (plus 60% Related Costs)	Non-Labour Costs	Average Staff-Days per Request	Average Cost per Request	TOTAL COSTS
Department of Immigration and Multicultural Affairs	14627	58.6	\$5,240,007	\$230,194	1.07	\$374	\$5,470,201
Centrelink	13817	40.02	\$3,505,123	\$244,851	0.77	\$271	\$3,749,974
Australian Taxation Office	746	22.03	\$1,967,201	\$1,053,680	7.86	\$4,049	\$3,020,881
Department of Veterans' Affairs	8330	17.11	\$1,512,935	\$140,344	0.55	\$198	\$1,653,279
Department of Human Services	342	15.48	\$1,319,395	\$154,752	12.04	\$4,310	\$1,474,147
Department of Defence	171	10.4	\$936,991	\$300,343	16.18	\$7,236	\$1,237,334
Australian Federal Police	182	8.51	\$809,985	\$59,600	12.44	\$4,778	\$869,585
Department of Foreign Affairs and Trade	107	7.29	\$535,265	\$101,623	18.12	\$5,952	\$636,888
Department of Health and Ageing	132	4.91	\$453,538	\$148,527	9.89	\$4,561	\$602,065
Department of the Treasury	38	1.42	\$127,846	\$399,472	9.94	\$13,877	\$527,318
Department of Transport and Regional Services	74	2.47	\$214,646	\$163,384	8.88	\$5,109	\$378,030
Department of Employment and Workplace Relations	75	3.66	\$325,017	\$37,971	12.98	\$4,840	\$362,988
Australian Postal Corporation	73	3.15	\$281,163	\$66,113	11.48	\$4,757	\$347,276
Department of Education, Science and Training	34	3.16	\$305,766	\$18,352	24.72	\$9,533	\$324,118
Trade Marks Office	685	3.18	\$296,772	\$25,157	1.23	\$470	\$321,929
Department of Industry, Tourism and Resources	25	1.84	\$176,529	\$139,207	19.58	\$12,629	\$315,736
Department of the Prime Minister and Cabinet	60	2.45	\$221,622	\$78,739	10.86	\$5,006	\$300,361
Attorney-General's Department	73	3	\$267,774	\$16,526	10.93	\$3,895	\$284,300
Department of Families, Community Services and Indigenous Affairs	32	2.18	\$175,460	\$91,214	18.12	\$8,334	\$266,674
Australian Securities and Investments Commission	87	2.02	\$219,397	\$23,336	6.18	\$2,790	\$242,733
Australian Pesticides and Veterinary Medicines Authority	14	2.65	\$232,418	\$6,992	50.35	\$17,101	\$239,410
Australian Customs Service	46	1.9	\$179,110	\$11,026	10.99	\$4,133	\$190,136

Summary of Costs of FOI Reported by Agencies

Appendix L: Summary of all Costs of FOI Reported by Agencies (continued)

AGENCY	Requests Received	Staff-Years	Salary Costs (plus 60% Related Costs)	Non-Labour Costs	Average Staff-Days per Request	Average Cost per Request	TOTAL COSTS
Commonwealth Ombudsman	24	1.54	\$174,114	\$8,660	17.07	\$7,616	\$182,774
Department of the Environment and Heritage	35	1.79	\$176,530	\$2,339	13.60	\$5,111	\$178,869
Department of Agriculture, Fisheries and Forestry	24	1.1	\$100,205	\$69,290	12.19	\$7,062	\$169,495
Australian Competition and Consumer Commission	26	1.25	\$116,994	\$40,006	12.79	\$6,038	\$157,000
Medicare Australia	19	1.56	\$141,451	\$7,555	21.84	\$7,842	\$149,006
Telstra Corporation Limited	136	1.25	\$111,573	\$25,882	2.44	\$1,011	\$137,455
Department of Finance and Administration	27	1.52	\$118,941	\$9,916	14.97	\$4,772	\$128,857
Civil Aviation Safety Authority	49	1.32	\$113,738	\$3,000	7.17	\$2,382	\$116,738
Commonwealth Scientific and Industrial Research Organisation (CSIRO)	15	0.5	\$44,629	\$55,463	8.87	\$6,673	\$100,092
CrimTrac	3	0.22	\$17,852	\$59,282	19.51	\$25,711	\$77,134
Airservices Australia	19	0.51	\$44,837	\$7,597	7.14	\$2,760	\$52,434
Australian Transaction Reports and Analysis Centre (AUSTRAC)	53	0.44	\$41,326	\$959	2.21	\$798	\$42,285
Defence Housing Authority	2	0.02	\$1,625	\$30,370	2.66	\$15,997	\$31,995
Refugee Review Tribunal	548	0.11	\$8,694	\$18,216	0.05	\$49	\$26,910
Australian Communications and Media Authority	12	0.31	\$26,432	\$25	6.87	\$2,205	\$26,457
Migration Review Tribunal	266	0.1	\$7,962	\$16,228	0.10	\$91	\$24,190
Australian Sports Commission	2	0.26	\$23,575	\$0	34.58	\$11,788	\$23,575
Military Superannuation and Benefits Board of Trustees No.1	56	0.24	\$22,526	\$935	1.14	\$419	\$23,461
The Office of the Australian Building and Construction Commissioner	1	0.3	\$22,315	\$650	79.80	\$22,965	\$22,965
Office of the Federal Privacy Commissioner	6	0.25	\$21,841	\$975	11.08	\$3,803	\$22,816
Defence Force Retirement and Death Benefits Authority	52	0.23	\$21,634	\$717	1.18	\$430	\$22,351

Summary of Costs of FOI Reported by Agencies

Appendix L: Summary of all Costs of FOI Reported by Agencies (continued)

AGENCY	Requests Received	Staff-Years	Salary Costs (plus 60% Related Costs)	Non-Labour Costs	Average Staff-Days per Request	Average Cost per Request	TOTAL COSTS
PSS Board	53	0.23	\$21,634	\$372	1.15	\$415	\$22,006
Great Barrier Reef Marine Park Authority	4	0.18	\$16,051	\$5,717	11.97	\$5,442	\$21,768
Office of the Employment Advocate	2	0.12	\$12,027	\$8,799	15.96	\$10,413	\$20,826
Official Secretary to the Governor-General	2	0.05	\$4,514	\$14,670	6.65	\$9,592	\$19,184
Australian Trade Commission (Austrade)	8	0.04	\$2,517	\$16,320	1.33	\$2,355	\$18,837
Department of Communications, Information Technology and the Arts	15	0.14	\$14,595	\$2,588	2.48	\$1,146	\$17,183
Australian Research Council	8	0.15	\$8,926	\$7,120	4.99	\$2,006	\$16,046
National Capital Authority	8	0.17	\$15,381	\$350	5.65	\$1,966	\$15,731
CSS Board	35	0.15	\$14,125	\$273	1.14	\$411	\$14,398
Australian Electoral Commission	5	0.11	\$13,868	\$160	5.85	\$2,806	\$14,028
Australian Prudential Regulation Authority	6	0.17	\$13,067	\$135	7.54	\$2,200	\$13,202
Registrar of Aboriginal Corporations	8	0.04	\$3,938	\$7,183	1.33	\$1,390	\$11,121
Grains Research and Development Corporation	1	0.08	\$6,092	\$4,772	21.28	\$10,864	\$10,864
Parliamentary Secretary to the Minister for Finance and Administration	2	0.11	\$10,470	\$0	14.63	\$5,235	\$10,470
Australian Crime Commission	10	0.1	\$9,294	\$451	2.66	\$974	\$9,745
Wheat Export Authority	3	0.06	\$7,564	\$1,182	5.32	\$2,915	\$8,746
National Blood Authority	5	0.02	\$1,785	\$6,850	1.06	\$1,727	\$8,635
National Health and Medical Research Council	5	0.07	\$7,239	\$310	3.72	\$1,510	\$7,549
Tourism Australia	1	0.01	\$893	\$6,170	2.66	\$7,063	\$7,063
Gene Technology Regulator	1	0.07	\$6,667	\$20	18.62	\$6,687	\$6,687
Merit Protection Commissioner	1	0.07	\$5,567	\$480	18.62	\$6,047	\$6,047
Insolvency and Trustee Service Australia	6	0.06	\$5,195	\$710	2.66	\$984	\$5,905

Summary of Costs of FOI Reported by Agencies

Appendix L: Summary of all Costs of FOI Reported by Agencies (continued)

AGENCY	Requests Received	Staff-Years	Salary Costs (plus 60% Related Costs)	Non-Labour Costs	Average Staff-Days per Request	Average Cost per Request	TOTAL COSTS
Australian Community Pharmacy Authority	2	0.07	\$5,770	\$60	9.31	\$2,915	\$5,830
National Archives of Australia	1	0.06	\$5,724	\$11	15.96	\$5,735	\$5,735
Indigenous Business Australia	1	0.03	\$3,782	\$1,565	7.98	\$5,347	\$5,347
Australian Maritime Safety Authority	16	0.04	\$3,938	\$382	0.67	\$270	\$4,320
Australian Broadcasting Corporation	5	0.09	\$4,302	\$0	4.79	\$860	\$4,302
Human Rights and Equal Opportunity Commission	13	0.04	\$3,457	\$831	0.82	\$330	\$4,288
Social Security Appeals Tribunal	0	0.01	\$893	\$2,913	0.00	\$0	\$3,806
Prime Minister	0	0.03	\$3,329	\$0	0.00	\$0	\$3,329
Treasurer	2	0.04	\$2,928	\$45	5.32	\$1,486	\$2,973
Future Fund Management Agency	0	0.01	\$893	\$2,000	0.00	\$0	\$2,893
High Court of Australia	3	0.03	\$2,517	\$97	2.66	\$871	\$2,614
Minister for Finance and Administration	1	0.02	\$2,437	\$0	5.32	\$2,437	\$2,437
Special Minister of State	1	0.02	\$2,437	\$0	5.32	\$2,437	\$2,437
Administrative Appeals Tribunal	5	0.02	\$2,153	\$150	1.06	\$461	\$2,303
National Native Title Tribunal	1	0.02	\$2,153	\$15	5.32	\$2,168	\$2,168
Australian Fisheries Management Authority	1	0.02	\$2,153	\$14	5.32	\$2,167	\$2,167
Australian Bureau of Statistics	2	0.02	\$2,153	\$8	2.66	\$1,081	\$2,161
Australian Nuclear Science and Technology Organisation	1	0.03	\$2,153	\$7	7.98	\$2,160	\$2,160
Australian Public Service Commission	0	0.02	\$1,785	\$200	0.00	\$0	\$1,985
Office of Workplace Services	1	0.02	\$1,261	\$682	5.32	\$1,943	\$1,943
Food Standards Australia New Zealand	2	0.02	\$1,785	\$35	2.66	\$910	\$1,820
Australian Film, Television and Radio School	1	0.02	\$1,785	\$10	5.32	\$1,795	\$1,795
Federal Court of Australia	1	0.02	\$1,785	\$0	5.32	\$1,785	\$1,785

Summary of Costs of FOI Reported by Agencies

Appendix L: Summary of all Costs of FOI Reported by Agencies (continued)

AGENCY	Requests Received	Staff-Years	Salary Costs (plus 60% Related Costs)	Non-Labour Costs	Average Staff-Days per Request	Average Cost per Request	TOTAL COSTS
Australian National University	2	0.02	\$1,625	\$70	2.66	\$847	\$1,695
Minister for Communications, Information Technology and the Arts	1	0.01	\$1,544	\$40	2.66	\$1,584	\$1,584
Family Court of Australia	1	0.01	\$893	\$414	2.66	\$1,307	\$1,307
Director of Public Prosecutions	0	0.01	\$1,261	\$43	0.00	\$0	\$1,304
Australia Council for the Arts	2	0.01	\$1,261	\$0	1.33	\$630	\$1,261
Inspector-General of Taxation	1	0.01	\$1,261	\$0	2.66	\$1,261	\$1,261
Superannuation Complaints Tribunal	0	0.01	\$893	\$50	0.00	\$0	\$943
Professional Services Review Scheme	2	0.01	\$893	\$30	1.33	\$461	\$923
Patent Office	1	0.01	\$893	\$8	2.66	\$901	\$901
Bureau of Meteorology	3	0.02	\$893	\$5	1.77	\$299	\$898
Australian Law Reform Commission	0	0.01	\$893	\$0	0.00	\$0	\$893
National Library of Australia	0	0.01	\$893	\$0	0.00	\$0	\$893
Comcare	10	0.01	\$893	\$0	0.27	\$89	\$893
Albury-Wodonga Development Corporation	0	0	\$0	\$83	0.00	\$0	\$83
National Competition Council	2	0	\$0	\$68	0.00	\$34	\$68
Special Broadcasting Service Corporation	2	0	\$0	\$5	0.00	\$3	\$5
Administrative Review Council	0	0	\$0	\$0	0.00	\$0	\$0
Attorney-General	0	0	\$0	\$0	0.00	\$0	\$0
Australian Institute of Criminology	0	0	\$0	\$0	0.00	\$0	\$0
Classification Board	0	0	\$0	\$0	0.00	\$0	\$0
Classification Review Board	0	0	\$0	\$0	0.00	\$0	\$0
Copyright Tribunal	0	0	\$0	\$0	0.00	\$0	\$0
Criminology Research Council	0	0	\$0	\$0	0.00	\$0	\$0

Summary of Costs of FOI Reported by Agencies

Appendix L: Summary of all Costs of FOI Reported by Agencies (continued)

AGENCY	Requests Received	Staff-Years	Salary Costs (plus 60% Related Costs)	Non-Labour Costs	Average Staff-Days per Request	Average Cost per Request	TOTAL COSTS
Defence Force Discipline Appeal Tribunal	0	0	\$0	\$0	0.00	\$0	\$0
Family Law Council	0	0	\$0	\$0	0.00	\$0	\$0
Federal Magistrates Court	0	0	\$0	\$0	0.00	\$0	\$0
Federal Police Disciplinary Tribunal	0	0	\$0	\$0	0.00	\$0	\$0
Minister for Justice and Customs	0	0	\$0	\$0	0.00	\$0	\$0
Office of Film and Literature Classification	0	0	\$0	\$0	0.00	\$0	\$0
Office of Parliamentary Counsel	0	0	\$0	\$0	0.00	\$0	\$0
Solicitor-General	0	0	\$0	\$0	0.00	\$0	\$0
Australian Landcare Council	0	0	\$0	\$0	0.00	\$0	\$0
Australian Wine and Brandy Corporation	0	0	\$0	\$0	0.00	\$0	\$0
Cotton Research and Development Corporation	0	0	\$0	\$0	0.00	\$0	\$0
Dairy Adjustment Authority	0	0	\$0	\$0	0.00	\$0	\$0
Fisheries Research and Development Corporation	0	0	\$0	\$0	0.00	\$0	\$0
Forest and Wood Products Council	0	0	\$0	\$0	0.00	\$0	\$0
Forest and Wood Products Research and Development Corporation	0	0	\$0	\$0	0.00	\$0	\$0
Grape and Wine Research and Development Corporation	0	0	\$0	\$0	0.00	\$0	\$0
Land and Water Australia	0	0	\$0	\$0	0.00	\$0	\$0
Minister for Agriculture, Fisheries and Forestry	0	0	\$0	\$0	0.00	\$0	\$0
Minister for Fisheries, Forestry and Conservation	0	0	\$0	\$0	0.00	\$0	\$0
Murray-Darling Basin Commission	0	0	\$0	\$0	0.00	\$0	\$0
National Rural Advisory Council	0	0	\$0	\$0	0.00	\$0	\$0
Parliamentary Secretary to the Min. for Agriculture, Fish. & Forestry	0	0	\$0	\$0	0.00	\$0	\$0

Summary of Costs of FOI Reported by Agencies

Appendix L: Summary of all Costs of FOI Reported by Agencies (continued)

AGENCY	Requests Received	Staff-Years	Salary Costs (plus 60% Related Costs)	Non-Labour Costs	Average Staff-Days per Request	Average Cost per Request	TOTAL COSTS
Plant Breeder's Rights Advisory Committee	0	0	\$0	\$0	0.00	\$0	\$0
Rural Industries Research and Development Corporation	0	0	\$0	\$0	0.00	\$0	\$0
Statutory Fishing Rights Allocation Review Panel	0	0	\$0	\$0	0.00	\$0	\$0
Sugar Research and Development Corporation	0	0	\$0	\$0	0.00	\$0	\$0
Australian Film Commission	0	0	\$0	\$0	0.00	\$0	\$0
Australian National Maritime Museum	0	0	\$0	\$0	0.00	\$0	\$0
Australian Sports Drug Agency	0	0	\$0	\$0	0.00	\$0	\$0
National Gallery of Australia	0	0	\$0	\$0	0.00	\$0	\$0
National Museum of Australia	0	0	\$0	\$0	0.00	\$0	\$0
Public Lending Right Committee	0	0	\$0	\$0	0.00	\$0	\$0
Army & Air Force Canteen Service Board T/A Frontline Defence Services	0	0	\$0	\$0	0.00	\$0	\$0
Australian Military Forces Relief Trust Fund	0	0	\$0	\$0	0.00	\$0	\$0
Minister for Defence	0	0	\$0	\$0	0.00	\$0	\$0
Parliamentary Secretary to the Minister for Defence	0	0	\$0	\$0	0.00	\$0	\$0
RAN Central Canteens Fund	0	0	\$0	\$0	0.00	\$0	\$0
RAN Relief Trust Fund	0	0	\$0	\$0	0.00	\$0	\$0
Royal Australian Air Force Welfare Trust Fund	0	0	\$0	\$0	0.00	\$0	\$0
Anglo-Australian Telescope Board	0	0	\$0	\$0	0.00	\$0	\$0
Australian Institute of Marine Science	0	0	\$0	\$0	0.00	\$0	\$0
Minister for Education, Science and Training	0	0	\$0	\$0	0.00	\$0	\$0
Minister for Vocational and Technical Education	0	0	\$0	\$0	0.00	\$0	\$0
Parl'y Secretary to the Minister for Education, Science and Training	0	0	\$0	\$0	0.00	\$0	\$0

Summary of Costs of FOI Reported by Agencies

Appendix L: Summary of all Costs of FOI Reported by Agencies (continued)

AGENCY	Requests Received	Staff-Years	Salary Costs (plus 60% Related Costs)	Non-Labour Costs	Average Staff-Days per Request	Average Cost per Request	TOTAL COSTS
5 Central Committees established under Tradesmen's Rights Act 1946	0	0	\$0	\$0	0.00	\$0	\$0
Australian Industrial Registry	1	0	\$0	\$0	0.00	\$0	\$0
Coal Mining Industry (Long Service Leave Funding) Corporation	0	0	\$0	\$0	0.00	\$0	\$0
Defence Force Remuneration Tribunal	0	0	\$0	\$0	0.00	\$0	\$0
Equal Opportunity for Women in the Workplace Agency	0	0	\$0	\$0	0.00	\$0	\$0
Minister for Employment and Workplace Relations	0	0	\$0	\$0	0.00	\$0	\$0
Minister for Workforce Participation	0	0	\$0	\$0	0.00	\$0	\$0
National Occupational Health and Safety Commission	0	0	\$0	\$0	0.00	\$0	\$0
Remuneration Tribunal	0	0	\$0	\$0	0.00	\$0	\$0
Safety Rehabilitation and Compensation Committee	0	0	\$0	\$0	0.00	\$0	\$0
Seafarers Safety, Rehabilitation and Compensation Authority	0	0	\$0	\$0	0.00	\$0	\$0
Aboriginal Hostels Limited	0	0	\$0	\$0	0.00	\$0	\$0
Australian Institute of Family Studies	0	0	\$0	\$0	0.00	\$0	\$0
Minister for Community Services	0	0	\$0	\$0	0.00	\$0	\$0
Minister for Families, Community Services and Indigenous Affairs	0	0	\$0	\$0	0.00	\$0	\$0
Commissioner for Superannuation	0	0	\$0	\$0	0.00	\$0	\$0
Commonwealth Grants Commission	0	0	\$0	\$0	0.00	\$0	\$0
Australia-Japan Foundation	0	0	\$0	\$0	0.00	\$0	\$0
Australian Centre for International Agricultural Research	1	0	\$0	\$0	0.00	\$0	\$0
Export Finance and Insurance Corporation	0	0	\$0	\$0	0.00	\$0	\$0
Minister for Foreign Affairs	1	0	\$0	\$0	0.00	\$0	\$0

Summary of Costs of FOI Reported by Agencies

Appendix L: Summary of all Costs of FOI Reported by Agencies (continued)

AGENCY	Requests Received	Staff-Years	Salary Costs (plus 60% Related Costs)	Non-Labour Costs	Average Staff-Days per Request	Average Cost per Request	TOTAL COSTS
Minister for Trade	2	0	\$0	\$0	0.00	\$0	\$0
Parliamentary Secretary (Foreign Affairs)	0	0	\$0	\$0	0.00	\$0	\$0
Parliamentary Secretary (Trade)	0	0	\$0	\$0	0.00	\$0	\$0
Acute Care Advisory Committee	0	0	\$0	\$0	0.00	\$0	\$0
Aged Care Commissioner of Complaints	0	0	\$0	\$0	0.00	\$0	\$0
Aged Care Planning Advisory Committees	0	0	\$0	\$0	0.00	\$0	\$0
Australian Drug Evaluation Committee	0	0	\$0	\$0	0.00	\$0	\$0
Australian Institute of Health and Welfare	0	0	\$0	\$0	0.00	\$0	\$0
Australian Radiation Protection and Nuclear Safety Agency	0	0	\$0	\$0	0.00	\$0	\$0
Complementary Medicines Evaluation Committee	0	0	\$0	\$0	0.00	\$0	\$0
General Practice Recognition Appeal Committee	0	0	\$0	\$0	0.00	\$0	\$0
General Practice Recognition Eligibility Committee	0	0	\$0	\$0	0.00	\$0	\$0
Medical Benefits (Dental Practitioners) Advisory Committee	0	0	\$0	\$0	0.00	\$0	\$0
Medical Benefits (Dental Practitioners) Appeal Committee	0	0	\$0	\$0	0.00	\$0	\$0
Medical Device Evaluation Committee	0	0	\$0	\$0	0.00	\$0	\$0
Medical Training Review Panel	0	0	\$0	\$0	0.00	\$0	\$0
Medicare Benefits Advisory Committee	0	0	\$0	\$0	0.00	\$0	\$0
Medicare Participation Review Committees	0	0	\$0	\$0	0.00	\$0	\$0
Medicines Evaluation Committee	0	0	\$0	\$0	0.00	\$0	\$0
Minister for Ageing	0	0	\$0	\$0	0.00	\$0	\$0
Minister for Health and Ageing	0	0	\$0	\$0	0.00	\$0	\$0
National Drugs and Poisons Schedule Committee	0	0	\$0	\$0	0.00	\$0	\$0

Summary of Costs of FOI Reported by Agencies

Appendix L: Summary of all Costs of FOI Reported by Agencies (continued)

AGENCY	Requests Received	Staff-Years	Salary Costs (plus 60% Related Costs)	Non-Labour Costs	Average Staff-Days per Request	Average Cost per Request	TOTAL COSTS
National Industrial Chemicals Notification & Assessment Scheme	0	0	\$0	\$0	0.00	\$0	\$0
National Pathology Accreditation Advisory Council	0	0	\$0	\$0	0.00	\$0	\$0
Overseas Specialist Advisory Committees - All States/Territories	0	0	\$0	\$0	0.00	\$0	\$0
Parliamentary Secretary to the Minister for Health and Ageing	0	0	\$0	\$0	0.00	\$0	\$0
Pathology Services Table Committee	0	0	\$0	\$0	0.00	\$0	\$0
Pharmaceutical Benefits Advisory Committee	0	0	\$0	\$0	0.00	\$0	\$0
Pharmaceutical Benefits Remuneration Tribunal	0	0	\$0	\$0	0.00	\$0	\$0
Pharmaceutical Services Committees of Inquiry	0	0	\$0	\$0	0.00	\$0	\$0
Private Health Insurance Administration Council	0	0	\$0	\$0	0.00	\$0	\$0
Private Health Insurance Ombudsman	0	0	\$0	\$0	0.00	\$0	\$0
Registration Committee	0	0	\$0	\$0	0.00	\$0	\$0
Specialist Recognition Advisory Committees	0	0	\$0	\$0	0.00	\$0	\$0
Specialist Recognition Appeal Committees	0	0	\$0	\$0	0.00	\$0	\$0
Therapeutic Goods Advertising Codes Council	0	0	\$0	\$0	0.00	\$0	\$0
Therapeutic Goods Committee	0	0	\$0	\$0	0.00	\$0	\$0
Therapeutic Goods Complaints Resolution Panel	0	0	\$0	\$0	0.00	\$0	\$0
Australian Hearing	0	0	\$0	\$0	0.00	\$0	\$0
Minister for Human Services	1	0	\$0	\$0	0.00	\$0	\$0
Aboriginals Benefit Account Advisory Committee	0	0	\$0	\$0	0.00	\$0	\$0
Australian Institute of Aboriginal and Torres Strait Islander Studies	0	0	\$0	\$0	0.00	\$0	\$0
Indigenous Land Corporation	0	0	\$0	\$0	0.00	\$0	\$0

Summary of Costs of FOI Reported by Agencies

Appendix L: Summary of all Costs of FOI Reported by Agencies (continued)

AGENCY	Requests Received	Staff-Years	Salary Costs (plus 60% Related Costs)	Non-Labour Costs	Average Staff-Days per Request	Average Cost per Request	TOTAL COSTS
Minister for Immigration and Multicultural Affairs	0	0	\$0	\$0	0.00	\$0	\$0
Parliamentary Secretary to Min. for Immig and Multicultural Affairs	0	0	\$0	\$0	0.00	\$0	\$0
Torres Strait Regional Authority	0	0	\$0	\$0	0.00	\$0	\$0
Designs Office	0	0	\$0	\$0	0.00	\$0	\$0
Minister for Industry, Tourism and Resources	0	0	\$0	\$0	0.00	\$0	\$0
Minister for Small Business and Tourism	0	0	\$0	\$0	0.00	\$0	\$0
Offshore Minerals Joint Authority	0	0	\$0	\$0	0.00	\$0	\$0
Parliamentary Secretary to the Min. for Industry, Tourism & Resources	0	0	\$0	\$0	0.00	\$0	\$0
Patent and Trade Marks Attorneys Disciplinary Tribunal	0	0	\$0	\$0	0.00	\$0	\$0
Professional Standards Board for Patent and Trade Marks Attorneys	0	0	\$0	\$0	0.00	\$0	\$0
Director Of National Parks	0	0	\$0	\$0	0.00	\$0	\$0
Minister for the Environment and Heritage	0	0	\$0	\$0	0.00	\$0	\$0
NEPC Service Corporation	0	0	\$0	\$0	0.00	\$0	\$0
Office of the Renewable Energy Regulator	0	0	\$0	\$0	0.00	\$0	\$0
Parliamentary Secretary to the Minister for the Environment & Heritage	0	0	\$0	\$0	0.00	\$0	\$0
Sydney Harbour Federation Trust	0	0	\$0	\$0	0.00	\$0	\$0
Parliamentary Secretary to the Prime Minister	0	0	\$0	\$0	0.00	\$0	\$0
Australian Maritime College	0	0	\$0	\$0	0.00	\$0	\$0
Minister for Local Government, Territories and Roads	0	0	\$0	\$0	0.00	\$0	\$0
Minister for Transport and Regional Services	0	0	\$0	\$0	0.00	\$0	\$0
Australian Accounting Standards Board	0	0	\$0	\$0	0.00	\$0	\$0
Australian Competition Tribunal	0	0	\$0	\$0	0.00	\$0	\$0

Summary of Costs of FOI Reported by Agencies

Appendix L: Summary of all Costs of FOI Reported by Agencies (continued)

AGENCY	Requests Received	Staff-Years	Salary Costs (plus 60% Related Costs)	Non-Labour Costs	Average Staff-Days per Request	Average Cost per Request	TOTAL COSTS
Australian Office of Financial Management	0	0	\$0	\$0	0.00	\$0	\$0
Australian Statistics Advisory Council	0	0	\$0	\$0	0.00	\$0	\$0
Companies Auditors and Liquidators Disciplinary Board	0	0	\$0	\$0	0.00	\$0	\$0
Corporations and Markets Advisory Committee	0	0	\$0	\$0	0.00	\$0	\$0
Financial Reporting Council	0	0	\$0	\$0	0.00	\$0	\$0
Minister for Revenue and Assistant Treasurer	0	0	\$0	\$0	0.00	\$0	\$0
Parliamentary Secretary to the Treasurer	0	0	\$0	\$0	0.00	\$0	\$0
Productivity Commission	0	0	\$0	\$0	0.00	\$0	\$0
Reserve Bank of Australia	1	0	\$0	\$0	0.00	\$0	\$0
Tax Agents' Board (NSW)	0	0	\$0	\$0	0.00	\$0	\$0
Tax Agents' Board (QLD)	1	0	\$0	\$0	0.00	\$0	\$0
Tax Agents' Board (SA)	0	0	\$0	\$0	0.00	\$0	\$0
Tax Agents' Board (TAS)	0	0	\$0	\$0	0.00	\$0	\$0
Tax Agents' Board (VIC)	0	0	\$0	\$0	0.00	\$0	\$0
Tax Agents' Board (WA)	0	0	\$0	\$0	0.00	\$0	\$0
Australian War Memorial	0	0	\$0	\$0	0.00	\$0	\$0
Military Rehabilitation and Compensation Commission	0	0	\$0	\$0	0.00	\$0	\$0
Minister for Veterans' Affairs	0	0	\$0	\$0	0.00	\$0	\$0
Office of Australian War Graves	0	0	\$0	\$0	0.00	\$0	\$0
Repatriation Commission	0	0	\$0	\$0	0.00	\$0	\$0
Repatriation Medical Authority	0	0	\$0	\$0	0.00	\$0	\$0
Special Medical Review Council	0	0	\$0	\$0	0.00	\$0	\$0
Veterans' Review Board	1	0	\$0	\$0	0.00	\$0	\$0
TOTAL	41,430	235	\$20,939,830	\$3,963,941	1.51	\$601	\$24,903,771

Non-Labour Costs Reported by Agencies

Appendix M: Non-Labour Costs Reported by Agencies

AGENCY	Photocopy \$	Printing \$	Purchase of Material \$	Postage \$	Telephone \$	Travel \$	Solicitors' Fees \$	Legal Counsel Fees \$	Applicants' Litigation Costs \$	Computer Time \$	Other \$	TOTAL \$
Australian Taxation Office	25800	0	3394	2400	9250	30667	727699	151468	0	82569	20433	1053680
Department of the Treasury	1540	4920	0	475	680	0	0	391857	0	0	0	399472
Department of Defence	10137	0	4003	411	406	4278	273389	0	0	767	6952	300343
Centrelink	81190	44335	0	57637	4944	10473	0	0	0	0	46272	244851
Department of Immigration and Multicultural Affairs	44685	1009	3900	28640	8996	2599	0	15988	0	51960	72417	230194
Department of Transport and Regional Services	1720	0	50	270	320	0	159528	0	0	0	1496	163384
Department of Human Services	3381	246	283	2620	2407	10144	134541	0	0	500	630	154752
Department of Health and Ageing	2552	2400	31908	1026	723	861	107463	0	0	964	630	148527
Department of Veterans' Affairs	49251	0	0	46382	8218	11826	0	0	0	19221	5446	140344
Department of Industry, Tourism and Resources	9000	1000	9800	2500	850	0	111057	0	0	5000	0	139207
Department of Foreign Affairs and Trade	7500	0	500	1065	4173	300	15974	45561	0	0	25675	100748
Department of Families, Community Services and Indigenous Affairs	765	3	0	122	831	1243	88250	0	0	0	0	91214
Department of the Prime Minister and Cabinet	600	200	0	800	1300	0	71612	4227	0	0	0	78739
Department of Agriculture, Fisheries and Forestry	130	0	512	0	0	0	61004	1500	0	2560	3584	69290
Australian Postal Corporation	0	0	0	0	0	0	59809	6304	0	0	0	66113
Australian Federal Police	1200	500	12500	1400	2000	1629	7120	0	0	30000	3251	59600
CrimTrac	50	75	0	22	12	0	59123	0	0	0	0	59282
Commonwealth Scientific and Industrial Research Organisation (CSIRO)	300	0	200	100	800	1170	49394	3499	0	0	0	55463

Non-Labour Costs Reported by Agencies

Appendix M: Non-Labour Costs Reported by Agencies

AGENCY	Photocopy \$	Printing \$	Purchase of Material \$	Postage \$	Telephone \$	Travel \$	Solicitors' Fees \$	Legal Counsel Fees \$	Applicants' Litigation Costs \$	Computer Time \$	Other \$	TOTAL \$
Australian Competition and Consumer Commission	2196	0	0	537	240	76	0	26821	0	2243	7893	40006
Department of Employment and Workplace Relations	3173	0	38	579	1215	0	12919	0	0	18346	1701	37971
Defence Housing Authority	300	0	0	20	50	0	0	30000	0	0	0	30370
Telstra Corporation Limited	352	0	0	477	738	0	0	24315	0	0	0	25882
Trade Marks Office	7483	1367	291	2612	592	30	0	0	0	2782	10000	25157
Australian Securities and Investments Commission	2028	95	10	308	210	10074	0	3640	606	6365	0	23336
Department of Education, Science and Training	4590	374	204	510	2970	0	9704	0	0	0	0	18352
Refugee Review Tribunal	298	0	728	2740	150	0	0	0	0	0	14300	18216
Attorney-General's Department	500	300	280	200	320	1526	13000	0	0	400	0	16526
Australian Trade Commission (Austrade)	20	50	0	50	200	0	16000	0	0	0	0	16320
Migration Review Tribunal	254	0	304	1330	150	0	0	0	0	0	14190	16228
Official Secretary to the Governor-General	200	0	0	10	40	0	14420	0	0	0	0	14670
Australian Customs Service	988	162	2	502	186	3140	0	0	0	1636	4410	11026
Department of Finance and Administration	283	100	0	75	70	0	6838	0	0	2550	0	9916
Office of the Employment Advocate	0	0	0	0	0	0	8799	0	0	0	0	8799
Commonwealth Ombudsman	600	900	0	24	19	0	0	0	0	7117	0	8660
Airservices Australia	573	0	95	38	152	0	1000	0	0	5739	0	7597
Medicare Australia	121	1600	317	486	935	200	0	0	0	3896	0	7555
Registrar of Aboriginal Corporations	77	15	250	34	83	0	6724	0	0	0	0	7183
Australian Research Council	20	0	0	100	0	0	7000	0	0	0	0	7120

Non-Labour Costs Reported by Agencies

Appendix M: Non-Labour Costs Reported by Agencies

AGENCY	Photocopy \$	Printing \$	Purchase of Material \$	Postage \$	Telephone \$	Travel \$	Solicitors' Fees \$	Legal Counsel Fees \$	Applicants' Litigation Costs \$	Computer Time \$	Other \$	TOTAL \$
Australian Pesticides and Veterinary Medicines Authority	1500	250	500	100	75	1867	0	0	0	500	2200	6992
National Blood Authority	0	0	0	0	0	0	6850	0	0	0	0	6850
Tourism Australia	150	0	0	20	0	0	6000	0	0	0	0	6170
Great Barrier Reef Marine Park Authority	722	0	0	10	150	0	4835	0	0	0	0	5717
Grains Research and Development Corporation	100	0	0	2	20	0	4000	0	0	650	0	4772
Civil Aviation Safety Authority	1000	0	0	500	500	0	0	0	0	1000	0	3000
Social Security Appeals Tribunal	2	0	0	2	5	0	2904	0	0	0	0	2913
Department of Communications, Information Technology and the Arts	400	0	0	500	500	0	1188	0	0	0	0	2588
Department of the Environment and Heritage	1104	0	0	140	435	0	0	0	0	660	0	2339
Future Fund Management Agency	0	0	0	0	0	0	2000	0	0	0	0	2000
Indigenous Business Australia	50	0	0	15	0	0	1500	0	0	0	0	1565
Wheat Export Authority	10	5	0	2	1015	0	0	0	0	150	0	1182
Office of the Federal Privacy Commissioner	100	0	0	75	100	0	0	0	0	700	0	975
Australian Transaction Reports and Analysis Centre (AUSTRAC)	110	110	0	64	55	620	0	0	0	0	0	959
Military Superannuation and Benefits Board of Trustees No.1	779	0	0	133	23	0	0	0	0	0	0	935
Human Rights and Equal Opportunity Commission	327	0	0	320	50	0	0	0	0	34	100	831

Non-Labour Costs Reported by Agencies

Appendix M: Non-Labour Costs Reported by Agencies (continued)

AGENCY	Photocopy \$	Printing \$	Purchase of Material \$	Postage \$	Telephone \$	Travel \$	Solicitors' Fees \$	Legal Counsel Fees \$	Applicants' Litigation Costs \$	Computer Time \$	Other \$	TOTAL \$
Defence Force Retirement and Death Benefits Authority	571	0	0	123	23	0	0	0	0	0	0	717
Insolvency and Trustee Service Australia	400	20	20	20	50	0	0	0	0	200	0	710
Office of Workplace Services	31	5	0	5	6	0	0	0	0	5	630	682
The Office of the Australian Building and Construction Commissioner	400	50	0	0	0	0	200	0	0	0	0	650
Merit Protection Commissioner	0	0	0	0	0	0	480	0	0	0	0	480
Australian Crime Commission	100	0	0	20	50	0	281	0	0	0	0	451
Family Court of Australia	1	1	1	5	5	400	0	0	0	1	0	414
Australian Maritime Safety Authority	113	0	0	40	15	0	0	0	0	214	0	382
PSS Board	249	0	0	100	23	0	0	0	0	0	0	372
National Capital Authority	300	0	0	20	30	0	0	0	0	0	0	350
National Health and Medical Research Council	0	2	0	26	5	0	0	277	0	0	0	310
CSS Board	191	0	0	59	23	0	0	0	0	0	0	273
Australian Public Service Commission	0	0	0	0	0	0	200	0	0	0	0	200
Australian Electoral Commission	100	0	0	50	10	0	0	0	0	0	0	160
Administrative Appeals Tribunal	150	0	0	0	0	0	0	0	0	0	0	150
Australian Prudential Regulation Authority	80	0	0	30	25	0	0	0	0	0	0	135
High Court of Australia	50	10	0	7	5	0	0	0	0	25	0	97
Albury-Wodonga Development Corporation	0	58	0	0	0	0	0	0	0	25	0	83

Non-Labour Costs Reported by Agencies

Appendix M: Non-Labour Costs Reported by Agencies (continued)

AGENCY	Photocopy \$	Printing \$	Purchase of Material \$	Postage \$	Telephone \$	Travel \$	Solicitors' Fees \$	Legal Counsel Fees \$	Applicants' Litigation Costs \$	Computer Time \$	Other \$	TOTAL \$
Australian National University	10	0	0	10	0	0	0	0	0	50	0	70
National Competition Council	2	0	0	2	4	0	0	0	0	10	50	68
Australian Community Pharmacy Authority	20	0	0	10	0	0	0	0	0	30	0	60
Superannuation Complaints Tribunal	0	20	0	0	0	0	0	0	0	30	0	50
Treasurer	30	0	0	10	5	0	0	0	0	0	0	45
Director of Public Prosecutions	20	0	0	4	7	0	0	0	0	12	0	43
Minister for Communications, Information Technology and the Arts	10	0	0	20	10	0	0	0	0	0	0	40
Food Standards Australia New Zealand	10	10	0	10	5	0	0	0	0	0	0	35
Professional Services Review Scheme	15	0	0	5	10	0	0	0	0	0	0	30
Australian Communications and Media Authority	10	0	0	5	0	0	0	0	0	10	0	25
Gene Technology Regulator	10	0	0	0	10	0	0	0	0	0	0	20
National Native Title Tribunal	13	0	0	0	2	0	0	0	0	0	0	15
Australian Fisheries Management Authority	5	5	0	2	2	0	0	0	0	0	0	14
National Archives of Australia	0	6	0	5	0	0	0	0	0	0	0	11
Australian Film, Television and Radio School	5	0	0	3	2	0	0	0	0	0	0	10
Patent Office	5	0	0	2	1	0	0	0	0	0	0	8
Australian Bureau of Statistics	4	0	0	4	0	0	0	0	0	0	0	8
Australian Nuclear Science and Technology Organisation	0	0	0	2	5	0	0	0	0	0	0	7

Non-Labour Costs Reported by Agencies

Appendix M: Non-Labour Costs Reported by Agencies (continued)

AGENCY	Photocopy \$	Printing \$	Purchase of Material \$	Postage \$	Telephone \$	Travel \$	Solicitors' Fees \$	Legal Counsel Fees \$	Applicants' Litigation Costs \$	Computer Time \$	Other \$	TOTAL \$
Inspector-General of Taxation	0	0	0	0	0	0	0	0	0	0	0	0
Minister for Revenue and Assistant Treasurer	0	0	0	0	0	0	0	0	0	0	0	0
Parliamentary Secretary to the Treasurer	0	0	0	0	0	0	0	0	0	0	0	0
Productivity Commission	0	0	0	0	0	0	0	0	0	0	0	0
Reserve Bank of Australia	0	0	0	0	0	0	0	0	0	0	0	0
Tax Agents' Board (NSW)	0	0	0	0	0	0	0	0	0	0	0	0
Tax Agents' Board (QLD)	0	0	0	0	0	0	0	0	0	0	0	0
Tax Agents' Board (SA)	0	0	0	0	0	0	0	0	0	0	0	0
Tax Agents' Board (TAS)	0	0	0	0	0	0	0	0	0	0	0	0
Tax Agents' Board (VIC)	0	0	0	0	0	0	0	0	0	0	0	0
Tax Agents' Board (WA)	0	0	0	0	0	0	0	0	0	0	0	0
Australian War Memorial	0	0	0	0	0	0	0	0	0	0	0	0
Military Rehabilitation and Compensation Commission	0	0	0	0	0	0	0	0	0	0	0	0
Minister for Veterans' Affairs	0	0	0	0	0	0	0	0	0	0	0	0
Office of Australian War Graves	0	0	0	0	0	0	0	0	0	0	0	0
Repatriation Commission	0	0	0	0	0	0	0	0	0	0	0	0
Repatriation Medical Authority	0	0	0	0	0	0	0	0	0	0	0	0
Special Medical Review Council	0	0	0	0	0	0	0	0	0	0	0	0
TOTAL	273,125	60,203	70,090	158,985	57,491	93,123	2,052,805	705,457	606	248,921	242,260	3,963,066

Appendix N: Agencies and Ministers Subject to the FOI Act as at 30 JUNE 2006*

AGRICULTURE, FISHERIES AND FORESTRY

Australian Fisheries Management Authority
Australian Landcare Council
Australian Pesticides and Veterinary Medicines Authority
Australian Wine and Brandy Corporation
Cotton Research and Development Corporation
Dairy Adjustment Authority
Department of Agriculture, Fisheries and Forestry
Fisheries Research and Development Corporation
Forest and Wood Products Council
Forest and Wood Products Research and Development Corporation
Grains Research and Development Corporation
Grape and Wine Research and Development Corporation
Land and Water Australia
Minister for Agriculture, Fisheries and Forestry
Minister for Fisheries, Forestry and Conservation
Murray-Darling Basin Commission
National Rural Advisory Council
Parliamentary Secretary to the Min. for Agriculture, Fish. & Forestry
Plant Breeder's Rights Advisory Committee
Rural Industries Research and Development Corporation
Statutory Fishing Rights Allocation Review Panel
Sugar Research and Development Corporation
Wheat Export Authority

ATTORNEY-GENERAL'S

Administrative Appeals Tribunal
Administrative Review Council
Attorney-General
Attorney-General's Department
Australian Crime Commission
Australian Customs Service
Australian Federal Police
Australian Institute of Criminology
Australian Law Reform Commission
Australian Transaction Reports and Analysis Centre (AUSTRAC)
Classification Board
Classification Review Board
Copyright Tribunal
Criminology Research Council
CrimTrac
Defence Force Discipline Appeal Tribunal
Director of Public Prosecutions
Family Court of Australia
Family Law Council

ATTORNEY-GENERAL'S (continued)

Federal Court of Australia
Federal Magistrates Court
Federal Police Disciplinary Tribunal
High Court of Australia
Human Rights and Equal Opportunity Commission
Insolvency and Trustee Service Australia
Minister for Justice and Customs
National Native Title Tribunal
Office of Film and Literature Classification
Office of Parliamentary Counsel
Office of the Federal Privacy Commissioner
Solicitor-General

COMMUNICATIONS, INFORMATION TECHNOLOGY AND THE ARTS

Australia Council for the Arts
Australian Broadcasting Corporation
Australian Communications and Media Authority
Australian Film Commission
Australian Film, Television and Radio School
Australian National Maritime Museum
Australian Postal Corporation
Australian Sports Commission
Australian Sports Drug Agency
Department of Communications, Information Technology and the Arts
Minister for Communications, Information Technology and the Arts
Minister for the Arts and Sport
National Archives of Australia
National Gallery of Australia
National Library of Australia
National Museum of Australia
Public Lending Right Committee
Special Broadcasting Service Corporation
Telstra Corporation Limited

**Appendix N: Agencies and Ministers subject to the FOI Act as at 30 June 2006*
(continued)**

DEFENCE

Army & Air Force Canteen Service Board T/A Frontline
Defence Services
Australian Military Forces Relief Trust Fund
Defence Force Retirement and Death Benefits Authority
Defence Housing Authority
Department of Defence
No.1
Minister for Defence
Parliamentary Secretary to the Minister for Defence
RAAF Veterans' Residence Trust Fund
RAN Central Canteens Fund
RAN Relief Trust Fund
Royal Australian Air Force Welfare Trust Fund

EDUCATION, SCIENCE AND TRAINING

Anglo-Australian Telescope Board
Australian Institute of Marine Science
Australian National University
Australian Nuclear Science and Technology
Organisation
Australian Research Council
Commonwealth Scientific and Industrial Research
Organisation (CSIRO)
Department of Education, Science and Training
Minister for Education, Science and Training
Minister for Vocational and Technical Education
Parlt'y Secretary to the Minister for Education,
Science and Training

EMPLOYMENT AND WORKPLACE RELATIONS

5 Central Committees established under Tradesmen's
Rights Act 1946
Australian Industrial Registry
Coal Mining Industry (Long Service Leave Funding)
Corporation
Comcare
Defence Force Remuneration Tribunal
Department of Employment and Workplace Relations
Equal Opportunity for Women in the Workplace
Agency
Minister for Employment and Workplace Relations
Minister for Workforce Participation
National Occupational Health and Safety Commission
Office of the Employment Advocate
Office of Workplace Services
Remuneration Tribunal
Safety Rehabilitation and Compensation Committee
Seafarers Safety, Rehabilitation and Compensation
Authority
The Office of the Australian Building and
Construction Commissioner

ENVIRONMENT AND HERITAGE

Bureau of Meteorology
Department of the Environment and Heritage
Director Of National Parks
Great Barrier Reef Marine Park Authority
Minister for the Environment and Heritage
NEPC Service Corporation
Office of the Renewable Energy Regulator
Parliamentary Secretary to the Minister for the
Environment & Heritage
Sydney Harbour Federation Trust

FAMILY AND COMMUNITY SERVICES

Aboriginal Hostels Limited
Australian Institute of Family Studies
Department of Families, Community Services and
Indigenous Affairs
Minister for Community Services
Minister for Families, Community Services and
Indigenous Affairs
Social Security Appeals Tribunal

FINANCE AND ADMINISTRATION

Australian Electoral Commission
Commissioner for Superannuation
Commonwealth Grants Commission
CSS Board
Department of Finance and Administration
Future Fund Management Agency
Minister for Finance and Administration
Parliamentary Secretary to the Minister for Finance
and Administration
PSS Board
Special Minister of State

FOREIGN AFFAIRS AND TRADE

Australia-Japan Foundation
Australian Centre for International Agricultural
Research
Australian Trade Commission (Austrade)
Department of Foreign Affairs and Trade
Export Finance and Insurance Corporation
Minister for Foreign Affairs
Minister for Trade
Parliamentary Secretary (Foreign Affairs)
Parliamentary Secretary (Trade)

Appendix N: Agencies and Ministers subject to the FOI Act as at 30 June 2006*
(continued)

HEALTH AND AGEING

Acute Care Advisory Committee
Aged Care Commissioner of Complaints
Aged Care Planning Advisory Committees
Australian Community Pharmacy Authority
Australian Drug Evaluation Committee
Australian Institute of Health and Welfare
Australian Radiation Protection and Nuclear
Safety Agency
Complementary Medicines Evaluation Committee
Department of Health and Ageing
Food Standards Australia New Zealand
Gene Technology Regulator
General Practice Recognition Appeal Committee
General Practice Recognition Eligibility Committee
Medical Benefits (Dental Practitioners) Advisory
Committee
Medical Benefits (Dental Practitioners) Appeal
Committee
Medical Device Evaluation Committee
Medical Training Review Panel
Medicare Australia
Medicare Benefits Advisory Committee
Medicare Participation Review Committees
Medicines Evaluation Committee
Minister for Ageing
Minister for Health and Ageing
National Blood Authority
National Drugs and Poisons Schedule Committee
National Health and Medical Research Council
National Industrial Chemicals Notification and
Assessment Scheme
National Pathology Accreditation Advisory Council
Overseas Specialist Advisory Committees -
All States/Territories
Parliamentary Secretary to the Minister for Health
and Ageing
Pathology Services Table Committee
Pharmaceutical Benefits Advisory Committee
Pharmaceutical Benefits Remuneration Tribunal
Pharmaceutical Services Committees of Inquiry
Private Health Insurance Administration Council
Private Health Insurance Ombudsman
Professional Services Review Scheme
Registration Committee
Specialist Recognition Advisory Committees
Specialist Recognition Appeal Committees
Therapeutic Goods Advertising Codes Council
Therapeutic Goods Committee
Therapeutic Goods Complaints Resolution Panel

HUMAN SERVICES

Australian Hearing
Centrelink
Department of Human Services
Minister for Human Services

IMMIGRATION AND MULTICULTURAL AFFAIRS

Aboriginal and Torres Strait Islander Commission
Minister for Citizenship and Multicultural Affairs
Aboriginals Benefit Account Advisory Committee
Australian Institute of Aboriginal and Torres Strait
Islander Studies
Department of Immigration and Multicultural Affairs
Indigenous Business Australia
Indigenous Land Corporation
Migration Review Tribunal
Minister for Immigration and Multicultural Affairs
Parliamentary Secretary to Min. for Immig and
Multicultural Affairs
Refugee Review Tribunal
Registrar of Aboriginal Corporations
Torres Strait Regional Authority

INDUSTRY, TOURISM AND RESOURCES

Department of Industry, Tourism and Resources
Designs Office
Minister for Industry, Tourism and Resources
Minister for Small Business and Tourism
Offshore Minerals Joint Authority
Parliamentary Secretary to the Min. for Industry,
Tourism & Resources
Patent and Trade Marks Attorneys Disciplinary
Tribunal
Patent Office
Professional Standards Board for Patent and Trade
Marks Attorneys
Tourism Australia
Trade Marks Office

PRIME MINISTER AND CABINET

Australian Public Service Commission
Commonwealth Ombudsman
Department of the Prime Minister and Cabinet
Merit Protection Commissioner
Official Secretary to the Governor-General
Parliamentary Secretary to the Prime Minister
Prime Minister

**Appendix N: Agencies and Ministers subject to the FOI Act as at 30 June 2006*
(continued)**

TRANSPORT AND REGIONAL SERVICES

Airservices Australia
Albury-Wodonga Development Corporation
Australian Maritime College
Australian Maritime Safety Authority
Civil Aviation Safety Authority
Department of Transport and Regional Services
Minister for Local Government, Territories and Roads
Minister for Transport and Regional Services
National Capital Authority

VETERANS' AFFAIRS

Australian War Memorial
Department of Veterans' Affairs
Military Rehabilitation and Compensation Commission
Minister for Veterans' Affairs
Office of Australian War Graves
Repatriation Commission
Repatriation Medical Authority
Special Medical Review Council
Veterans' Review Board

TREASURY

Australian Accounting Standards Board
Australian Bureau of Statistics
Australian Competition and Consumer Commission
Australian Competition Tribunal
Australian Office of Financial Management
Australian Prudential Regulation Authority
Australian Securities and Investments Commission
Australian Statistics Advisory Council
Australian Taxation Office
Companies Auditors and Liquidators Disciplinary Board
Corporations and Markets Advisory Committee
Department of the Treasury
Financial Reporting Council
Inspector-General of Taxation
Minister for Revenue and Assistant Treasurer
National Competition Council
Parliamentary Secretary to the Treasurer
Productivity Commission
Reserve Bank of Australia
Superannuation Complaints Tribunal
Tax Agents' Board (NSW)
Tax Agents' Board (QLD)
Tax Agents' Board (SA)
Tax Agents' Board (TAS)
Tax Agents' Board (VIC)
Tax Agents' Board (WA)
Treasurer

* This list is based on information provided by agencies. It may contain omissions or inaccuracies and should not be relied on as an authoritative list.